Contatti REO Italia:
+39 030 279 3883 •
info@reoitalia.it

CNW 892

DC-link chokes (2 lines)



Unique Selling Point

- Reduction of harmonics
- Attenuation of current spikes of up to 70%
- Compact design
- Advantages over the mains choke:
  - Smaller size
  - Lower cost of materials / Price
  - Smaller power loss
- Production according to UL insulation system
  E251513 possible

Description

Power Noise Reduction - save energy costs.
The DC-link choke is used for smoothing the DC link current and to reduce mains harmonics in voltage source inverters.

The typical combinations of rectifiers and capacitors strains the supply network significantly. For functional reasons, the current consumption of the power supply or the inverter is not sinusoidal but pulsed at the moment of maximum voltage. DC-link chokes reduce the harmonics and relieve the supply network similar to the mains choke. In addition, the DC-link choke attenuates charging current peakssurges of the DC-link capacitors. By using a DC-link choke the supply network is less burdened with harmonic reactive power.

Improvement of the efficiency of a converter (Power Factor Correction). Starting currents and current peak are attenuated up to 70%. Mains chokes help to comply with international power quality standards IEEE 519 or EN 61000-3-2.

- Rated voltage: U ≤ 800 V
- According to: EN 60289 / EN 61558
- Test voltage: L-PE 4000 V, AC/50Hz, 60s
- Insulation class: T40/F
- Protection rating: IP00
- Climatic categorie: DIN IEC 60068-1
- Overload: 1,5 x INenn 1 min / h
- Design: standing on foot angle

Typical applications

- Drive systems for motor drives:
  - Mechanical engineering
  - Elevators / escalators
  - Pipes
  - Conveyor technology
  - Ventilation and air conditioning
  - Robotics
  - Automation technology
- Power supplies
- Wind turbines

Technical Data

- Nominal Voltage : 800 V
- Rated current : 8 - 100 A
- Inductance : 0,67 - 9,4 mH

Circuit example

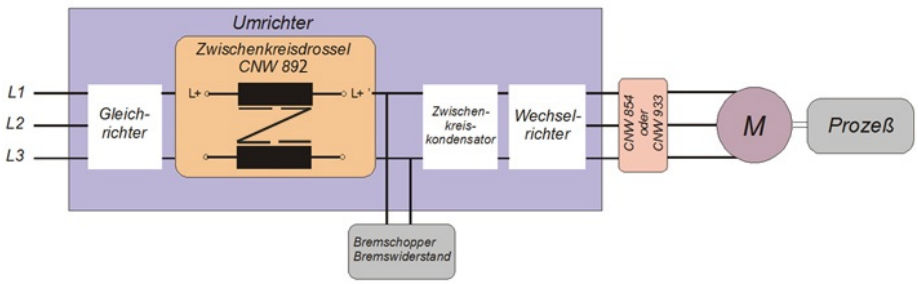

Last modified: 27.03.2018. All data is provided to the best of our knowledge and awareness and is subject to error and amendment.

Contatti REO Italia:
+39 030 279 3883 •
info@reoitalia.it

CNW 892

DC-link chokes (2 lines)

Technical data

Type	Rated voltage [V]	Rated current [A]	Inductance [mH]	Rated power [kW]	Power loss [W]	Copper [kg]	Weight [kg]
CNW 892 / 8		8	9,4	3,7	19	0,4	1,2
CNW 892 / 11		11	6,2	5,5	22	0,5	1,3
CNW 892 / 15		15	4,8	7,5	30	1,1	2,5
CNW 892 / 20		20	3,3	11	33	1,1	2,5
CNW 892 / 28		28	2,4	15	35	1,3	3,6
CNW 892 / 34	800 VDC	34	2,0	18,5	39	1,3	3,6
CNW 892 / 40		40	1,6	22	43	2,1	5,4
CNW 892 / 55		55	1,2	30	48	2,3	6,5
CNW 892 / 70		70	0,98	37	55	3,8	8,9
CNW 892 / 85		85	0,81	45	70	0,5 / 1,5	13,3
CNW 892 / 100		100	0,67	55	73	0,5 / 1,5	10,5

Higher power ratings on request

Last modified: 27.03.2018. All data is provided to the best of our knowledge and awareness and is subject to error and amendment.

Contatti REO Italia:
+39 030 279 3883 •
info@reoitalia.it

CNW 892

DC-link chokes (2 lines)

Dimension drawings

Version with cable lugs

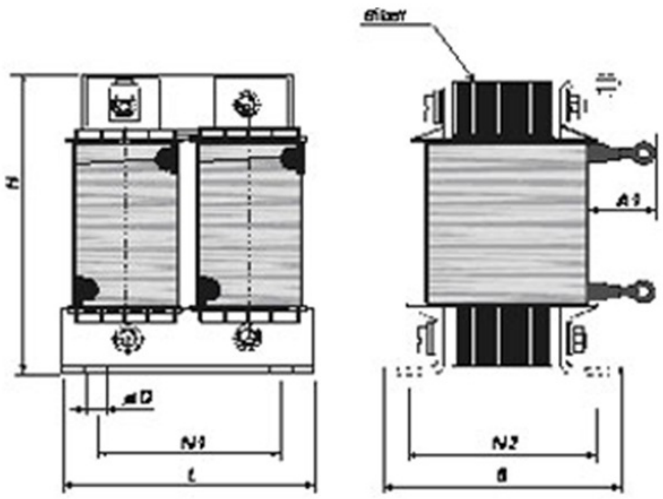

Version with copper bar

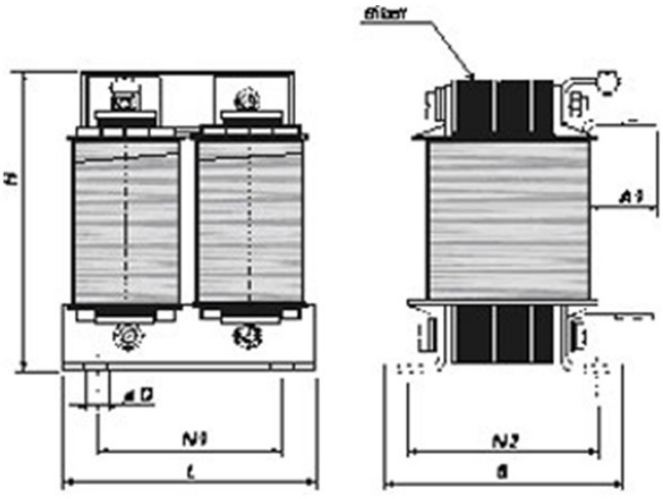

Dimensions

Type	Version	Dimensions							Connection
		L [mm]	B [mm]	H [mm]	N1 [mm]	N2 [mm]	D1 [mm]	A1 [mm]	
CNW 892 / 8	Cable lugs	80	53	110	50	39	4,8 x 9	25	M4 x 2,5
CNW 892 / 11	Cable lugs	80	63	110	50	49	4,8 x 9	25	M4 x 2,5
CNW 892 / 15	Cable lugs	100	67	138	63	50	6,0 x 10	30	M4 x 4,0
CNW 892 / 20	Cable lugs	100	67	138	63	50	6,0 x 10	30	M4 x 4,0
CNW 892 / 28	Cable lugs	100	82	138	63	65	6,0 x 10	30	M5 x 10
CNW 892 / 34	Cable lugs	100	82	138	63	65	6,0 x 10	30	M5 x 16
CNW 892 / 40	Cable lugs	120	86	160	76	67	7 x 13	35	M6 x 16
CNW 892 / 55	Cable lugs	120	96	160	76	77	7 x 13	35	M6 x 25
CNW 892 / 70	Cable lugs	152	90	205	100	71	7 x 13	35	M8 x 35
CNW 892 / 85	Copper bar	160	105	215	100	81	7 x 13	40	25 x 3 / d=9
CNW 892 / 100	Copper bar	160	105	215	100	81	7 x 13	40	25 x 3 /d=9

Last modified: 27.03.2018. All data is provided to the best of our knowledge and awareness and is subject to error and amendment.