Contatti REO Italia:
+39 030 279 3883 •
info@reoitalia.it

CNW 905

Three-phase mains choke 2% Uk



Unique Selling Point

- Compact design
- Extended life-time of electrical consumers
- Low temperature rise
- Attenuation of current spikes up to 30%
- Reduction of input current up to 15%
- Low noise
- Production according to UL insulation system E251513 possible

Description

Power Noise Reduction - save up to 15% energy costs. A mains choker relieved the supply network by compensating the harmonics reactive power. The harmonics and commutation notches are reduced strongly. By using a mains choke the inverter electronics and DC-capacitors will be protected.

Starting currents and current peaks are reduced up to 30%. Mains chokes helps to comply with international power quality standards IEEE 519 or EN 61000-3-2.

- Rated voltage: U ≤ 3 x 500 V
- Short circuit: Uk 2% (400VAC/50Hz, INenn)
- Frequency: 50/60 Hz
- According to: EN 60289 / EN 61558
- Test voltage: L-L 2500 V, DC 1min; L-PE 2500 V, DC 1min
- Insulation class: T40/F
- Protection rating: IP00
- Climatic categorie: DIN IEC 60068-1
- Overload: 1,5 x INenn 1 min / h
- Design: mounted on footprint

Typical applications

- Drive systems for motor drives:
  - Mechanical engineering
  - Elevators / escalators
  - Pipes
  - Conveyor technology
  - Ventilation and air conditioning
  - Robotics
  - Automation technology
- Power supplies
- Wind turbines

Technical Data

- Nominal Voltage : 500 V
- Rated current : 3 - 1200 A
- Inductance : 0,012 - 4,8 mH

Circuit example

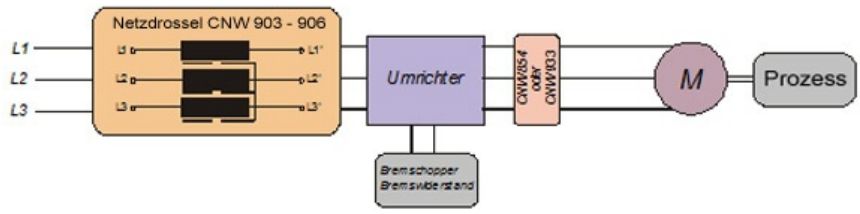

Last modified: 27.03.2018. All data is provided to the best of our knowledge and awareness and is subject to error and amendment.

Contatti REO Italia:
+39 030 279 3883 •
info@reoitalia.it

CNW 905

Three-phase mains choke 2% Uk

Technical data

Type	Rated voltage / Rated frequency [V]	Rated current [A]	Rated inductance per line [mH]	Copper [kg]	Alu [kg]	Weight [kg]
CNW 905/3	Bis 3 x 500V 50/60 Hz	3	4,8	0,4	-	0,95
CNW 905/6		6	2,4	0,4	-	0,95
CNW 905/8		8	1,8	0,4	-	0,95
CNW 905/10		10	1,4	0,7	-	1,4
CNW 905/12		12	1,2	1,1	-	1,9
CNW 905/16		16	0,91	1,1	-	1,9
CNW 905/25		25	0,58	1,3	-	2,1
CNW 905/36		36	0,40	2,0	-	4,2
CNW 905/50		50	0,29	2,5	-	4,5
CNW 905/70		70	0,20	3,8	-	9,0
CNW 905/90		90	0,16	4,1	-	11,0
CNW 905/110		110	0,13	6,5	-	12,0
CNW 905/125		125	0,12	6,5	-	12,0
CNW 905/160		160	0,09	11,0	-	25,0
CNW 905/200		200	0,073	1,4	-	35
CNW 905/250		250	0,058	1,4	-	35
CNW 905/300		300	0,049	1,4	5,1	48
CNW 905/350		350	0,042	2,4	5,5	49
CNW 905/400		400	0,036	2,8	6,0	56
CNW 905/500		500	0,029	2,8	7,5	75
CNW 905/600		600	0,024	3,1	8,0	75
CNW 905/700		700	0,021	4,1	9,0	85
CNW 905/800		800	0,018	4,1	17,0	84
CNW 905/900		900	0,016	10,1	20,0	140
CNW 905/1000		1000	0,014	10,1	21,0	140
CNW 905/1200		1200	0,012	10,1	23,0	144

Higher power ratings on request

For Europe	For USA
Frequency: 50 Hz	Frequency: 60 Hz
Short circuit voltage Uk: 4% (by 400V)	Short circuit voltage Uk: 9,6% (by 200V)
Voltage drop: 9,23 V/branch	Voltage drop: 11,05 V/branch

Last modified: 27.03.2018. All data is provided to the best of our knowledge and awareness and is subject to error and amendment.

Contatti REO Italia:
+39 030 279 3883 •
info@reoitalia.it

CNW 905

Three-phase mains choke 2% Uk

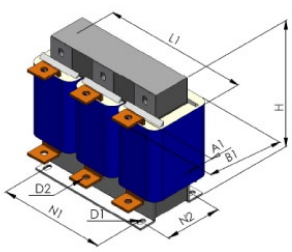

Version mit Kupferschienen ab 80 A

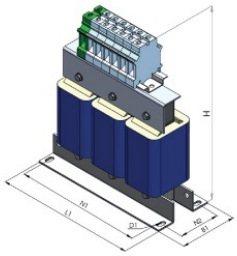

Version mit Klemmen

Type	Version	L [mm]	B [mm]	Hmax [mm]	N1 [mm]	N2 [mm]	ØD [mm]	A1 [mm]	Connection
CNW 905/3	Terminals	95	47	105	56	34	4,8x9		1,5mm2
CNW 905/6	Terminals	95	56	107	56	43	4,8x9		1,5mm2
CNW 905/8	Terminals	125	61	127	100	45	5x8		2,5mm2
CNW 905/10	Terminals	125	71	127	100	55	5x8		2,5mm2
CNW 905/12	Terminals	125	71	127	100	55	5x8		4,0mm2
CNW 905/16	Terminals	155	77	153	130	57	8x12		4,0mm2
CNW 905/25	Terminals	155	92	185	130	72	8x12		10mm2
CNW 905/36	Terminals	190	82	205	170	58	8x12		10mm2
CNW 905/50	Terminals	190	102	220	170	78	8x12		16mm2
CNW 905/70	Terminals	230	90	270	176	71	9x13		35mm2
CNW 905/90	Terminals	240	107	280	185	85	10x18		35mm2
CNW 905/110	Terminals	240	117	295	185	95	10x18		50mm2
CNW 905/125	Terminals	240	122	295	185	99	10x18		50mm2
CNW 905/160	Terminals	300	122	360	224	94	10x18		95mm2
CNW 905/200	Cable lugs	310	180	260	224	117	10x18	40	9
CNW 905/250	Cable lugs	310	180	260	224	137	10x18	40	9
CNW 905/300	Cu-Bar	400	200	310	248	139	10x18	40	9
CNW 905/350	Cu-Bar	400	210	310	248	139	10x18	40	11
CNW 905/400	Cu-Bar	400	230	310	248	164	10x18	40	11
CNW 905/500	Cu-Bar	400	250	310	248	199	10x18	40	11
CNW 905/600	Cu-Bar	400	250	310	248	199	10x18	40	11
CNW 905/700	Cu-Bar	460	260	370	316	180	13x20	50	13
CNW 905/800	Cu-Bar	460	260	370	316	190	13x20	50	13
CNW 905/900	Cu-Bar	490	260	420	356	194	13x20	60	13
CNW 905/1000	Cu-Bar	490	260	420	356	194	13x20	60	2x13
CNW 905/1200	Cu-Bar	490	280	420	356	199	13x20	60	2x13

Last modified: 27.03.2018. All data is provided to the best of our knowledge and awareness and is subject to error and amendment.