Contatti REO Italia:
+39 030 279 3883 •
info@reoitalia.it

CNW 101

Single-phase mains filters (2 lines, single-stage)



Unique Selling Point

- compact construction
- easy installation
- touch-proof if used with insulated spade connectors
- good damping performance at a low leakage current
- also available as a medical version or with a lower leakage current
- optional with overvoltage protection
- UL approval for the complete model range - E217177 (not for N- and MED-versions)

Description

Applications: Switch-mode power supplies for industrial electronics, telecommunications, data systems engineering and DC applications.

- Conforming to: VDE 0565-3 / IEC 950 / UL 1283
- Test voltage: L-N 2100 V, DC 1s, L/N-PE 2700 V, DC 1s
- Overload: 1,5 x I 1 min/h
- Climatic category: DIN IEC 68 Teil 1 25/085/21

Technical Data

- Nominal Voltage : 250 V
- Rated current : 3 - 20 A

Recommended filter for suppressing interference according to EN 55011, Class A and EN 61800-3, category C2.

Low-cost filter with small dimensions and good damping performance for the direct installation in a case on the interference source. The filter is also as a version with low leakage current as well as special medical version (no Y capacitors) available.

Optionally, the filter can be delivered with overvoltage protection. The connection with insulated spade connections enables a fast and touch-proof assembly. Also other versions with different connections (like clamp or braid) are possible.

Circuit example

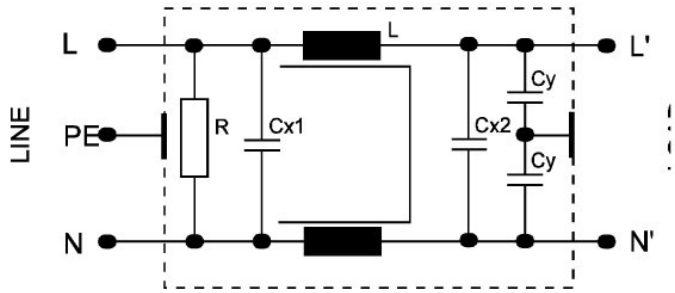

Contatti REO Italia:
+39 030 279 3883 •
info@reoitalia.it

CNW 101

Single-phase mains filters (2 lines, single-stage)

Technical data

Type	Rated voltage [V]	Rated current [A]	Leakage current [mA]	Cx [µF]	Cy [nF]	L [mH]	R [kOhm]
CNW 101/3		3	<3,5	0,94	20	3,3	560
CNW 101/6		6	<3,5	0,94	20	1,8	560
CNW 101/10		10	<3,5	0,94	20	1,8	560
CNW 101/16		16	<3,5	0,94	20	1,2	560
CNW 101/20		20	<3,5	0,94	20	1,0	560
CNW 101/3/N		3	<0,5	0,94	4,4	3,3	560
CNW 101/6/N		6	<0,5	0,94	4,4	1,8	560
CNW 101/10/N	250	10	<0,5	0,94	4,4	1,8	560
CNW 101/16/N		16	<0,5	0,94	4,4	1,2	560
CNW 101/20/N		20	<0,5	0,94	4,4	1,0	560
CNW 101/3/MED		3	<0,005	0,94	-	3,3	560
CNW 101/6/ MED		6	<0,005	0,94	-	1,8	560
CNW 101/10/ MED		10	<0,005	0,94	-	1,8	560
CNW 101/16/ MED		16	<0,005	0,94	-	1,2	560
CNW 101/20/ MED		20	<0,005	0,94	-	1,0	560

Last modified: 12.02.2019. All data is provided to the best of our knowledge and awareness and is subject to error and amendment.

Contatti REO Italia:
+39 030 279 3883 •
info@reoitalia.it

CNW 101

Single-phase mains filters (2 lines, single-stage)

Dimensions

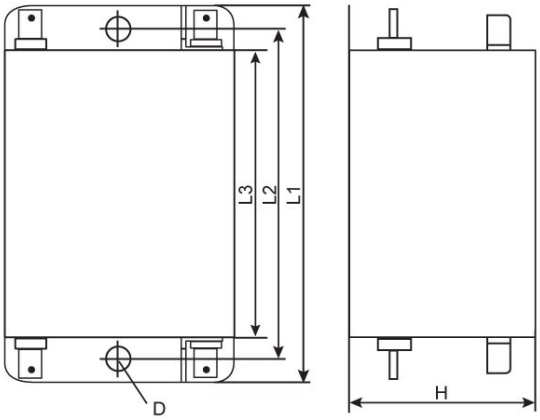

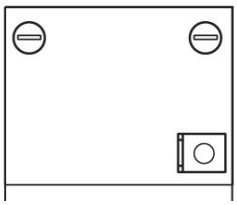

Type	Connection	PE-Connection	Dimensions					
			B mm	D mm	H mm	L 1 mm	L 2 mm	L 3 mm
CNW 101/3	1	1	45	4,2	30	70	60	52
CNW 101/6	1	1	45	4,2	30	70	60	52
CNW 101/10	1	1	50	5,3	30	85	75	65
CNW 101/16	1	1	50	5,3	30	85	75	65
CNW 101/20	1	1	50	5,3	30	85	75	65

Last modified: 12.02.2019. All data is provided to the best of our knowledge and awareness and is subject to error and amendment.

Contatti REO Italia:
+39 030 279 3883 •
info@reoitalia.it

CNW 101

Single-phase mains filters (2 lines, single-stage)

Insertion loss

CNW 101/3

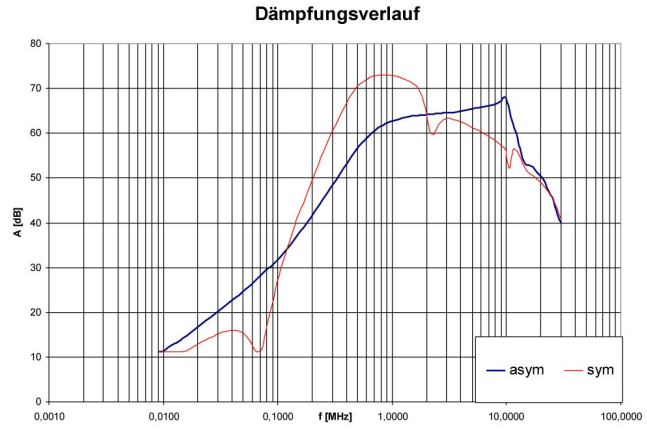

CNW 101/6

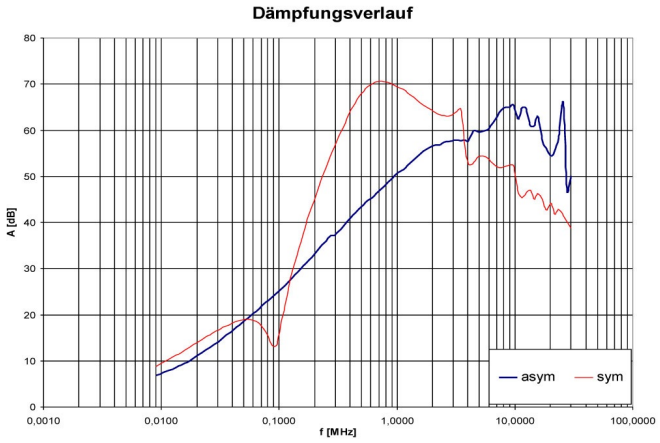

CNW 101/10

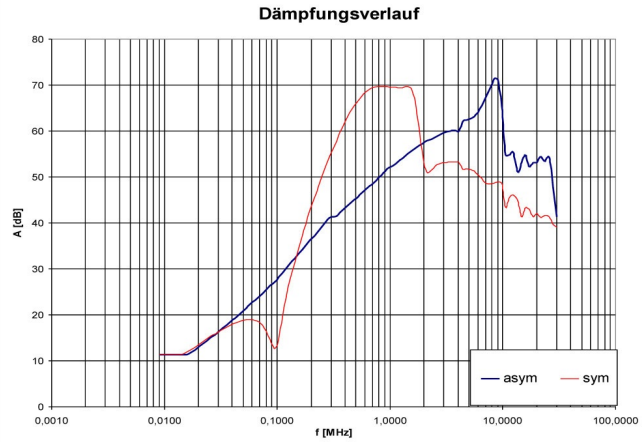

CNW 101/16

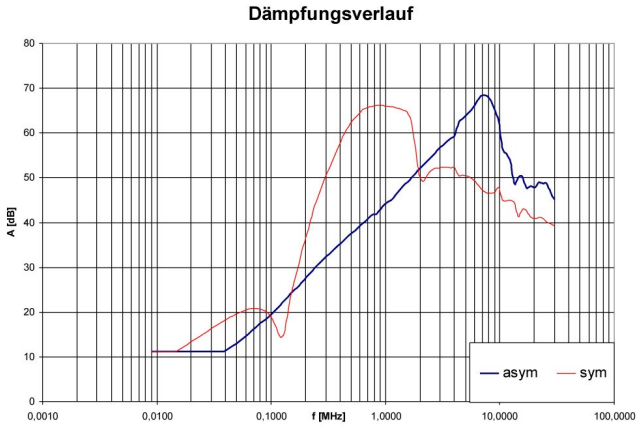

CNW 101/20

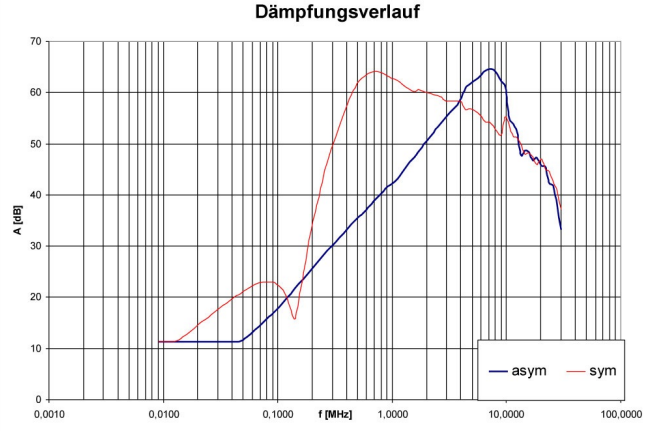

Per CISPR 17

Blaue Kurve 50Ω/50Ω asym.	Rote Kurve 50Ω/50Ω sym.
Blue graph 50Ω/50Ω asym.	Red graph 50Ω/50Ω sym.
Tracé bleu 50Ω/50Ω asym.	Tracé rouge 50Ω/50Ω sym.

Last modified: 12.02.2019. All data is provided to the best of our knowledge and awareness and is subject to error and amendment.