Your contact:
+49-(0)2 12-88 04-0 • info@reo.de

REOLAB 420

REO DC High voltage supply unit



Unique Selling Point

- Compact and modular design (thus simple extension possible)
- Control via Powerformer
- Risk assessment according to the machinery directive
- Special safety circuit
- No EMC problems

Description

REO develops and manufactures with the series REOLAB 420 the ideal test system for the DC supply of railway or wind converters for higher power ratings.
The REOLAB 420 test system is designed according to the machinery directive ; railway and and wind converters up to 600kW can be tested and documented via the REO Powerformer .

For the series REOLAB 420 we supply electrical or compressed air operated switches. The grounding circuits are constructed in such way that the capacitor in the intermediate circuit is switched off.

On request we will send you the exact operating instructions and technical description - or you can make an appointment with our technical engineer!

Options :

- AC output
- UPS for emergency stop operation
- Compressed air short-circuit mechanism
- Forced air cooling (water cooling)
- Risk assessment

Technical Data

- Output voltage : 2400 - 7650 V
- Output Current : 20 - 50 A

Remote operation

The HV supply unit is operated by means of a 19“ remote control panel, which is plugged into the HV supply unit via a 10 m long flexible cable and connector.

The viewing window for the grounding switch provides additional safety.

Last modified: 27.03.2018. All data is provided to the best of our knowledge and awareness and is subject to error and amendment.

Your contact:
+49-(0)2 12-88 04-0 • info@reo.de

REOLAB 420

REO DC High voltage supply unit

Type	Input voltage [V]	Rated power [KW]	Output voltage [VDC]	Output current [ADC]	Connections
REOLAB 420 / 100	3 x 400 V ± 10 % 50 / 60 Hz	0 - 100	0 - 4200	23,6	Delta / Star / B6U
REOLAB 420 / 150		0 - 150	2 x 0 - 2500	2 x 30	Delta / Star / Star
REOLAB 420 / 200		0 - 200	2 x 0 - 750	2 x 133,33	
REOLAB 420 / 300		0 - 300	2 x 0 - 500	2 x 300	
REOLAB 420 / 400		0 - 400	2 x 0 - 5000	2 x 40	
REOLAB 420 / 450		0 - 450	2 x 0 - 2500	2 x 90	
REOLAB 420 / 500		0 - 500	2 x 0 - 2500	2 x 100	
REOLAB 420 / 640		0 - 640	2 x 0 - 8000	2 x 40	
REOLAB 420 / 750	3 x 690 V ± 10 % 50 / 60 Hz	0 - 750	2 x 0 - 2300	2 x 163	2 x B6U
REOLAB 420 / 800	3 x 865 V ± 10 % 50 / 60 Hz	0 - 800	2 x 0 - 750	2 x 533	
REOLAB 420 / 800	3 x 865 V ± 10 % 50 / 60 Hz	0 - 800	2 x 0 - 2500	2 x 160	
REOLAB 420 / 800	3 x 865 V ± 10 % 50 / 60 Hz	0 - 800	2 x 0 - 7500	2 x 53,33	
REOLAB 420 / 1000	3 x 865 V ± 10 % 50 / 60 Hz	0 - 800	2 x 0 - 750	2 x 667	
REOLAB 420 / 1000	3 x 865 V ± 10 % 50 / 60 Hz	0 - 800	2 x 0 - 2500	2 x 200	
REOLAB 420 / 1000	3 x 865 V ± 10 % 50 / 60 Hz	0 - 800	2 x 0 - 7500	2 x 66,67	

Control time: approx.. 25 sec. for the total range

Finish: RAL 7035 oder 7032

Cooling: FAN

Required compressed air: approx. 6 bar

Last modified: 27.03.2018. All data is provided to the best of our knowledge and awareness and is subject to error and amendment.

Your contact:
+49-(0)2 12-88 04-0 • info@reo.de

REOLAB 420

REO DC High voltage supply unit

Block diagram

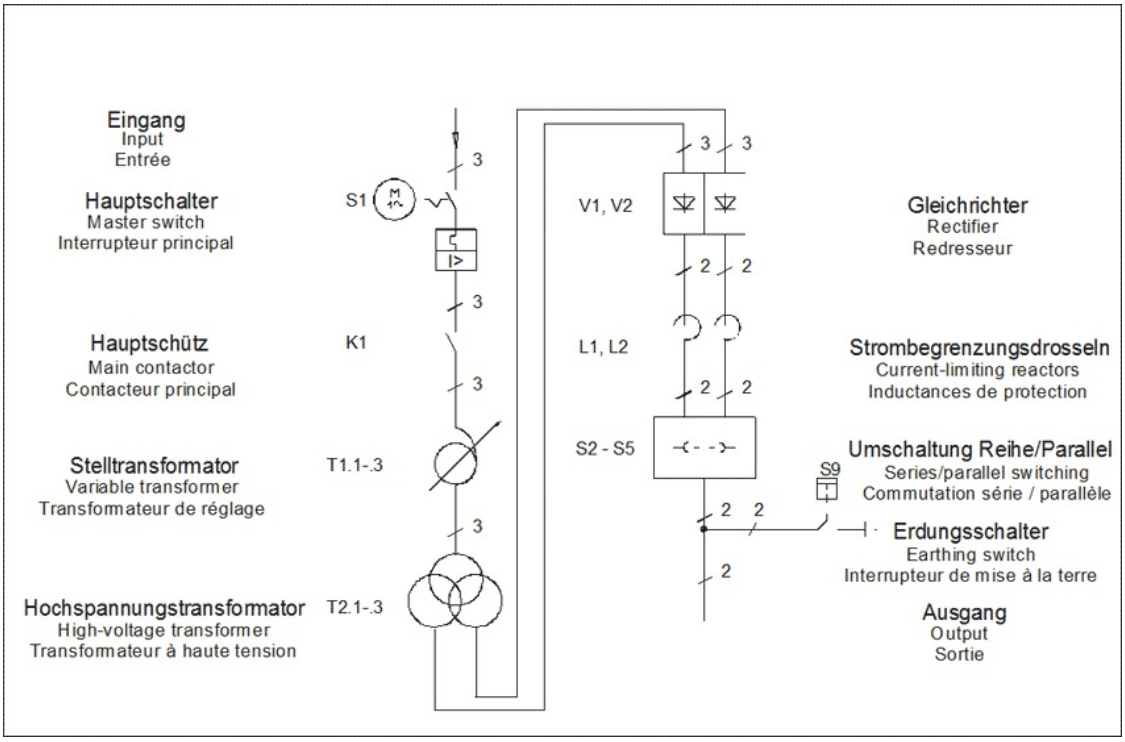

Options

- PLC with Powerformer
- Coupling module for REODATA
- DP 59211 interface to Profibus
- Electrical operated earthing switch

Last modified: 27.03.2018. All data is provided to the best of our knowledge and awareness and is subject to error and amendment.

Your contact:
+49-(0)2 12-88 04-0 • info@reo.de

REOLAB 420

REO DC High voltage supply unit

Dimension drawing

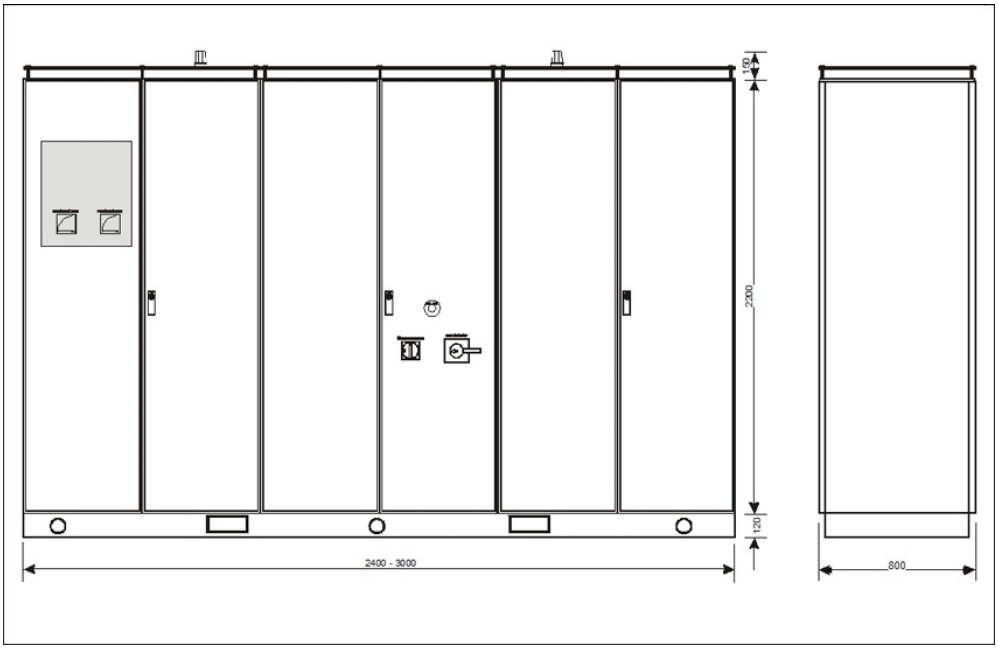

Dimensions

Type	L [mm]	B [mm]	H [mm]	Weight [kg]	Copper [kg]
REOLAB 420/100	3200	800	2400	2800	
REOLAB 420/150	3200	800	2400	4000	
REOLAB 420/200	3000	800	2400	4300	
REOLAB 420/300	4400	800	2400	6500	
REOLAB 420/400	5000	800	2400	7200	
REOLAB 420/450	5600	1000	2400	8300	
REOLAB 420/500	5600	1000	2400	8500	
REOLAB 420/640	8800	1000	2400	9000	
REOLAB 420/750	5800	1000	2400	10500	
REOLAB 420/800/750 VDC	10000	2100	2400	14000	2770
REOLAB 420/800/2500 VDC	10000	2100	2400	13800	2774
REOLAB 420/800/7500 VDC	10000	2100	2400	13650	3125
REOLAB 420/1000/750 VDC	10000	2100	2400	13650	3329
REOLAB 420/1000/2500 VDC	10000	2100	2400	13650	3284
REOLAB 420/1000/7500 VDC	10000	2100	2400	13650	3284

Last modified: 27.03.2018. All data is provided to the best of our knowledge and awareness and is subject to error and amendment.

Your contact:
+49-(0)2 12-88 04-0 • info@reo.de

REOLAB 420

REO DC High voltage supply unit

Remote control panel

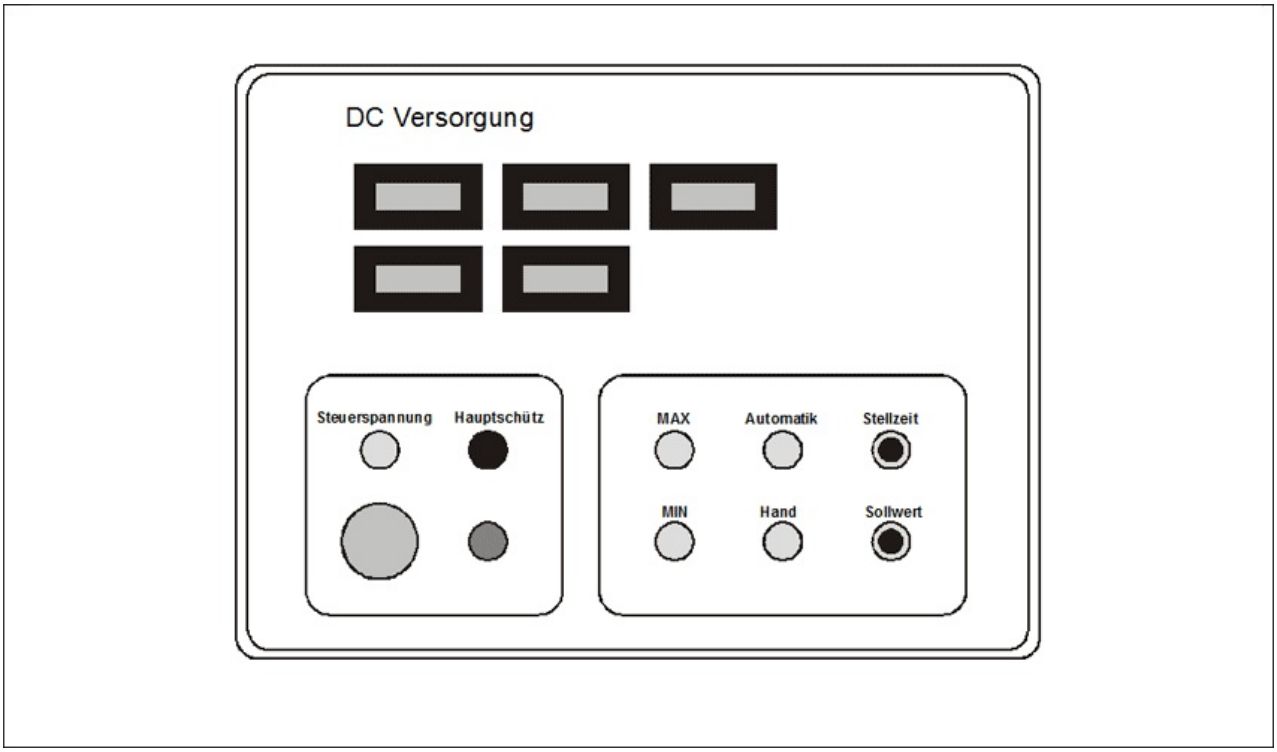

Last modified: 27.03.2018. All data is provided to the best of our knowledge and awareness and is subject to error and amendment.