Contatti REO Italia:
+39 030 279 3883 •
info@reoitalia.it

LD 200

Air choke with copper/disc winding



Unique Selling Point

- No saturation
- Wide range of material selection
- Special protective coating
- High linearity L (i)
- Very good mechanical strength
- No hysteresis
- Optimal weight by forced air cooling
- Directional air flow through GRP conduits
- Very efficient liquid cooling option (waveguide)
- Able to be universally applied.

Description

Air chokes are particularly used where high inductive linearity is required. Due to their relatively simple mechanical structure, they are not only compact, but also very robust.

With our expertise, the REO air chokes perform to the required standard, even in the most arduous conditions.

- Frequency of the current: DC und AC
- Tolerances: + 10 / - 10 %, + 5 / - 5 %
- Taps: By default, no taps (available on request)
- Insulation: F or H
- Cooling method and cooling liquid according to IEC 60310: AN, AF or WF
- Test voltage: up to 12kV 60s 50Hz, up to 25kV 1,2/50µs
- Mounting: Suspended, vertical or horizontal
- Mechanical strength, mechanical simulation (FEM): EN 12663
- Shock - and vibration stress: IEC 61373 Kat. 1 Kl. B

REO Mix & Match principle

With REO Mix & Match you can choose from a wide range of of options - combine the various options in order to always get the best product for your application.

REO is able to offer different designs and winding techniques, a variety of conductor materials and structures. Depending on the specific requirements, we are able to produce an optimal solution by combining these parameters to provide the perfect solution.

Optional

- Layer winding/Disc winding
- Aluminium, Copper or aluminium+copper
- Protections: Paint coating, protective coating, housing or REO Xtreme
- Cooling fan/unit
- Sensors: Switch NO / NC, PT100, NTC, PTC

Technical Data

- Rated current : 100 - 700 A
- Inductance : 1 - 8 mH

Circuit example

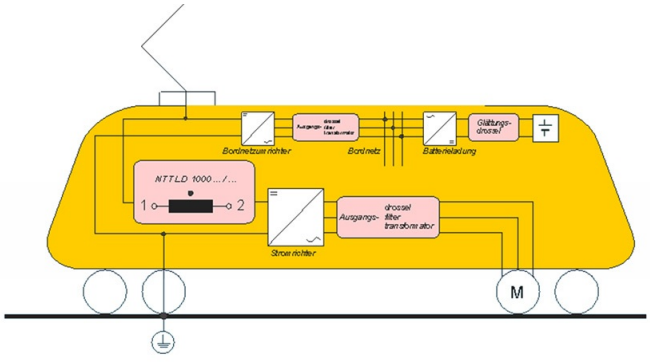

Contatti REO Italia:
+39 030 279 3883 •
info@reoitalia.it

LD 200

Air choke with copper/disc winding

Technical data

Type	Inductance [mH]	Cooling 3 m/s			Cooling 5 m/s			Cooling 8 m/s		
		I [A]	magn. Energy [J]	P kVA] at 20°C	I [A]	magn. Energy [J]	P kVA] at 20°C	I [A]	magn. Energy [J]	P kVA] at 20°C
LD 200/100/1	1,0	100	5	0,4	140	9,8	0,7	180	16,2	1,2
LD 200/200/1	1,0	200	20	0,9	270	36,5	1,6	330	54,5	2,4
LD 200/400/1	1,0	400	80	2,1	530	140,5	3,6	660	217,8	5,6
LD 200/700/1	1,0	700	245	3,4	850	361,3	5,6	1000	500,0	13,2
LD 200/100/2	2,0	100	10	0,7	130	16,9	1,6	150	22,5	1,4
LD 200/200/2	2,0	200	40	1,4	250	62,5	2,1	320	102,4	3,5
LD 200/400/2	2,0	400	160	3,3	500	250,0	5,1	600	360,0	7,3
LD 200/700/2	2,0	700	490	5,4	950	902,5	9,9	1100	1210,0	13,2
LD 200/100/4	4,0	100	20	1,1	120	28,8	1,6	140	39,2	2,2
LD 200/200/4	4,0	200	80	2,1	250	125,0	3,3	300	180,0	4,7
LD 200/400/4	4,0	400	320	5,1	500	500,0	7,9	600	720,0	11,4
LD 200/700/4	4,0	700	980	8,2	950	1805,0	15,1	1150	2645,0	22,1
LD 200/100/8	8,0	100	40	1,8	120	57,6	2,5	140	78,4	3,4
LD 200/200/8	8,0	200	160	3,3	250	250,0	5,2	300	360,0	7,5
LD 200/400/8	8,0	400	640	7,7	500	1000,0	12,1	600	1440,0	17,4

Last modified: 27.03.2018. All data is provided to the best of our knowledge and awareness and is subject to error and amendment.

Contatti REO Italia:
+39 030 279 3883 •
info@reoitalia.it

LD 200

Air choke with copper/disc winding

Dimension drawings

Air choke with layer winding (without cooling unit)

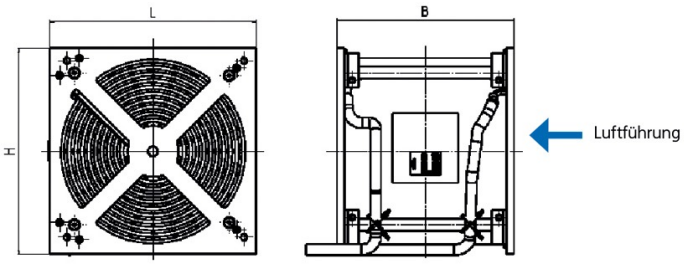

Air choke with disc winding (without cooling unit)

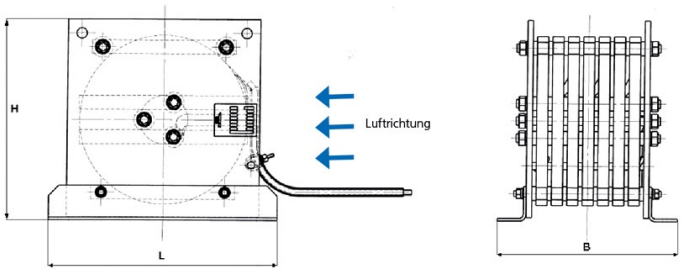

Air choke with layer winding (with cooling unit 0,3m³/s)

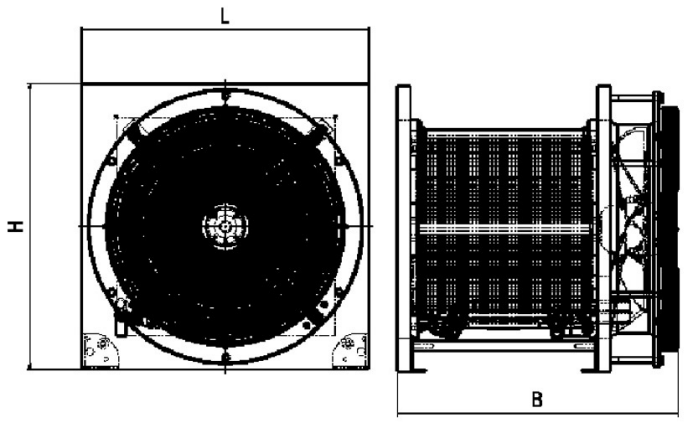

Air choke with layer winding (with cooling unit 0,6m³/s)

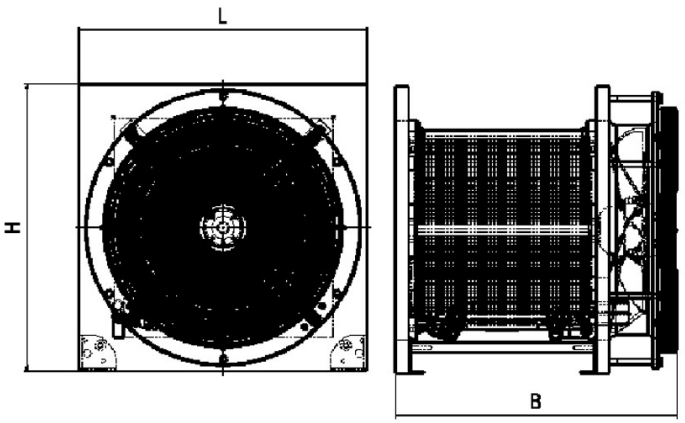

Last modified: 27.03.2018. All data is provided to the best of our knowledge and awareness and is subject to error and amendment.

Contatti REO Italia:
+39 030 279 3883 •
info@reoitalia.it

LD 200

Air choke with copper/disc winding

Dimensions

Type	Dimensions			Weight	
	B [mm]	H [mm]	T [mm]	Copper [kg]	Weight [kg]
LD 200/100/1	300	300	110	11,1	15
LD 200/200/1	350	350	130	24,3	32
LD 200/400/1	420	420	185	57,2	68
LD 200/700/1	450	450	325	158,4	173
LD 200/100/2	300	300	120	12,5	17
LD 200/200/2	350	350	180	37,6	46
LD 200/400/2	400	400	270	90,0	103
LD 200/700/2	500	500	475	250,8	286
LD 200/100/4	300	300	170	19,7	26
LD 200/200/4	350	350	240	58,1	71
LD 200/400/4	420	420	360	140,6	157
LD 200/700/4	550	550	550	381,3	415
LD 200/100/8	300	300	200	31,0	40
LD 200/200/8	400	400	320	92,3	107
LD 200/400/8	500	500	365	214,5	235

Last modified: 27.03.2018. All data is provided to the best of our knowledge and awareness and is subject to error and amendment.