Contatti REO Italia:
+39 030 279 3883 •
info@reoitalia.it

LD 110

Air choke with aluminium/layer winding



Unique Selling Point

- No saturation
- Wide range of material selection
- Special protective coating
- High linearity L (i)
- Very good mechanical strength
- No hysteresis
- Optimal weight by forced air cooling
- Directional air flow through GRP conduits
- Very efficient liquid cooling option (waveguide)
- Able to be universally applied.

Description

Air chokes are particularly used where high inductive linearity is required. Due to their relatively simple mechanical structure, they are not only compact, but also very robust.

With our expertise, the REO air chokes perform to the required standard, even in the most arduous conditions.

- Frequency of the current: DC und AC
- Tolerances: + 10 / - 10 %, + 5 / - 5 %
- Taps: By default, no taps (available on request)
- Insulation: F or H
- Cooling method and cooling liquid according to IEC 60310: AN, AF or WF
- Test voltage: up to 12kV 60s 50Hz, up to 25kV 1,2/50µs
- Mounting: Suspended, vertical or horizontal
- Mechanical strength, mechanical simulation (FEM): EN 12663
- Shock - and vibration stress: IEC 61373 Kat. 1 Kl. B

REO Mix & Match principle

With REO Mix & Match you can choose from a wide range of of options - combine the various options in order to always get the best product for your application.

REO is able to offer different designs and winding techniques, a variety of conductor materials and structures. Depending on the specific requirements, we are able to produce an optimal solution by combining these parameters to provide the perfect solution.

Optional

- Layer winding/Disc winding
- Aluminium, Copper or aluminium+copper
- Protections: Paint coating, protective coating, housing or REO Xtreme
- Cooling fan/unit
- Sensors: Switch NO / NC, PT100, NTC, PTC

Technical Data

- Rated current : 50 - 1000 A
- Inductance : 0,2 - 8 mH

Circuit example

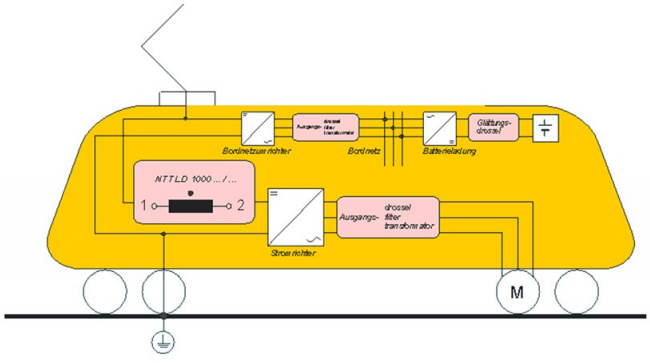

Contatti REO Italia:
+39 030 279 3883 •
info@reoitalia.it

LD 110

Air choke with aluminium/layer winding

Technical data

Type	Inductance [mH]	Cooling 3 m/s			Cooling 5 m/s			Cooling 8 m/s		
		I [A]	magn. Energy [J]	P [kVA] at 20°C	I [A]	magn. Energy [J]	P [kVA] at 20°C	I [A]	magn. Energy [J]	P [kVA] at 20°C
LD 110/70/0,2	0,2	70	0,49	0,2	87	0,8	0,3	105	1,1	0,4
LD 110/100/0,2	0,2	100	1	0,2	133	1,8	0,3	160	2,6	0,5
LD 110/200/0,2	0,2	200	4	0,4	240	5,8	0,6	290	8,4	0,8
LD 110/400/0,2	0,2	400	16	0,9	480	23	1,3	570	32,5	1,9
LD 110/700/0,2	0,2	700	49	1,5	820	67,2	2	980	96	2,9
LD 110/1000/0,2	0,2	1000	100	2,3	1210	146,4	3,4	1470	216,1	4,7
LD 110/50/0,5	0,5	50	0,625	0,2	60	0,9	0,3	70	1,2	0,4
LD 110/100/0,5	0,5	100	2,5	0,4	118	3,5	0,6	140	4,9	0,8
LD 110/200/0,5	0,5	200	10	0,7	235	13,8	1	280	19,6	1,4
LD 110/400/0,5	0,5	400	40	1,6	485	58,8	2,3	580	84,1	3,3
LD 110/700/0,5	0,5	700	122,5	2,5	820	168,1	3,6	970	235,2	5
LD 110/1000/0,5	0,5	1000	250	3,9	1230	378,2	5,9	1460	532,9	8,2
LD 110/50/1	1	50	1,25	0,3	60	1,8	0,5	73	2,7	0,7
LD 110/100/1	1	100	5	0,6	125	7,8	1	148	11	1,4
LD 110/200/1	1	200	20	1	240	28,8	1,5	290	42,1	2,2
LD 110/400/1	1	400	80	2,5	490	120,1	3,7	580	168,2	5,2
LD 110/700/1	1	700	245	3,8	830	344,5	5,3	980	480,2	7,4
LD 110/1000/1	1	1000	500	6	1240	768,8	9,3	1480	1095,2	13,2
LD 110/50/2	2	50	2,5	0,5	62	3,8	0,8	84	7,1	1,1
LD 110/100/2	2	100	10	1	122	14,9	1,5	145	21	2,1
LD 110/200/2	2	200	40	1,6	245	60	2,4	290	84,1	3,4
LD 110/400/2	2	400	160	3,9	485	235,2	5,7	575	330,6	8
LD 110/700/2	2	700	490	6	825	680,6	8,3	980	960,4	11,8
LD 110/1000/2	2	1000	1000	9,1	1230	1512,9	13,8	1450	2102,5	19,7
LD 110/50/4	4	50	5	0,8	62	7,7	1,2	73	10,7	1,6
LD 110/100/4	4	100	20	1,5	125	31,3	2,3	150	45	3,3
LD 110/200/4	4	200	80	2,4	245	120,1	3,6	290	168,2	5,1
LD 110/400/4	4	400	320	6,2	490	480,2	9,3	585	684,5	13,2
LD 110/700/4	4	700	980	9,2	830	1377,8	12,9	980	1920,8	18
LD 110/1000/4	4	1000	2000	13,8	1240	3075,2	21,2	1480	4380,8	30,2
LD 110/50/8	8	50	10	1,1	62	15,4	1,7	74	21,9	2,5
LD 110/100/8	8	100	40	2,2	130	67,6	3,7	155	96,1	5,2
LD 110/200/8	8	200	160	3,8	245	240,1	5,7	290	336,4	8
LD 110/400/8	8	400	640	9,4	490	960,4	14,1	580	1345,6	19,7
LD 110/700/8	8	700	1960	13,8	820	2689,6	19	980	3841,6	27,1

Last modified: 27.03.2018. All data is provided to the best of our knowledge and awareness and is subject to error and amendment.

Contatti REO Italia:
+39 030 279 3883 •
info@reoitalia.it

LD 110

Air choke with aluminium/layer winding

Dimension drawings

Air choke with layer winding (without cooling unit)

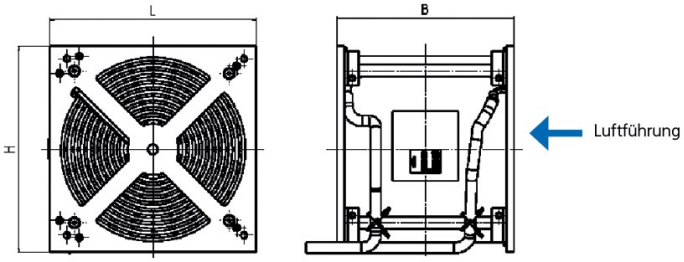

Air choke with disc winding (without cooling unit)

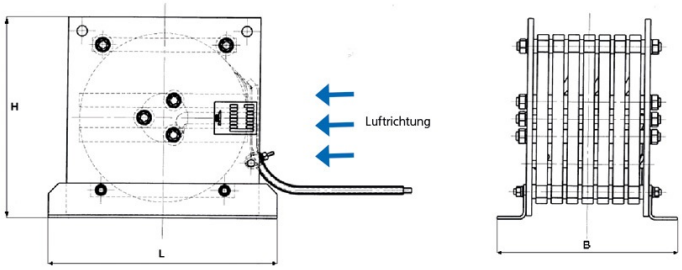

Air choke with layer winding (with cooling unit 0,3m³/s)

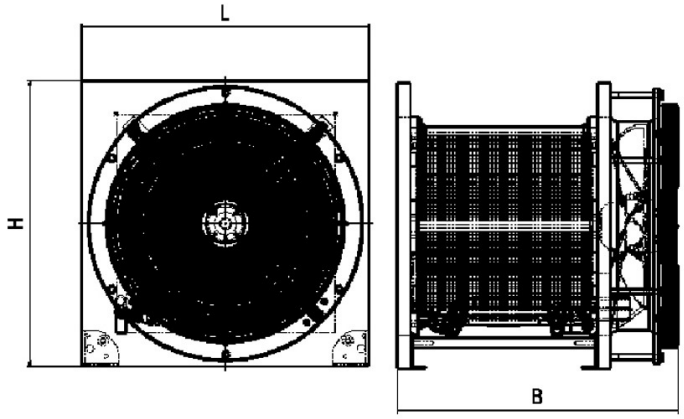

Air choke with layer winding (with cooling unit 0,6m³/s)

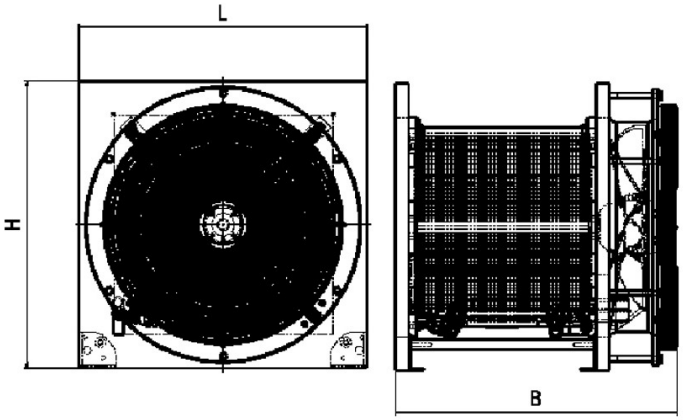

Last modified: 27.03.2018. All data is provided to the best of our knowledge and awareness and is subject to error and amendment.

Contatti REO Italia:
+39 030 279 3883 •
info@reoitalia.it

LD 110

Air choke with aluminium/layer winding

Dimensions

Type	B [mm]	H [mm]	T [mm]	Alu [kg]	Gesamt [kg]	Type	B [mm]	H [mm]	T [mm]	Alu [kg]	Gesamt [kg]
LD 110/70/0,2	150	150	100	1	4	LD 110/50/2	250	250	100	2,1	6
LD 110/100/0,2	200	200	120	2	5	LD 110/100/2	250	250	220	6	11
LD 110/200/0,2	300	300	110	4,5	11	LD 110/200/2	400	400	230	18,8	29
LD 110/400/0,2	350	350	190	10,9	21	LD 110/400/2	450	450	350	45,2	62
LD 110/700/0,2	400	400	250	29	42	LD 110/700/2	500	500	500	119	142
LD 110/1000/0,2	400	400	450	51,1	68	LD 110/1000/2	550	550	660	200	232
LD 110/50/0,5	200	200	80	1	4	LD 110/50/4	250	250	140	3,2	7
LD 110/100/0,5	200	200	140	2,5	6	LD 110/100/4	300	300	200	9,8	15
LD 110/200/0,5	300	300	200	8,3	15	LD 110/200/4	400	400	250	28,4	41
LD 110/400/0,5	400	400	210	18,6	30	LD 110/400/4	450	450	520	72,3	95
LD 110/700/0,5	400	400	380	52	69	LD 110/700/4	550	550	620	182	212
LD 110/1000/0,5	500	500	420	84,7	106	LD 110/1000/4	630	630	750	302	348
LD 110/50/1	250	250	80	1,3	5	LD 110/50/8	250	250	160	4,7	10
LD 110/100/1	250	250	130	3,7	8	LD 110/100/8	350	350	190	12,9	21
LD 110/200/1	350	350	180	12,1	21	LD 110/200/8	450	450	350	44,6	60
LD 110/400/1	450	450	250	29	43	LD 110/400/8	500	500	610	109,8	137
LD 110/700/1	550	550	340	75,4	97	LD 110/700/8	650	650	670	275	313
LD 110/1000/1	550	550	550	132	158						

Last modified: 27.03.2018. All data is provided to the best of our knowledge and awareness and is subject to error and amendment.