Contatti REO Italia:
+39 030 279 3883 •
info@reoitalia.it

LD 210

Air choke with aluminium/disc winding



Unique Selling Point

- No saturation
- Wide range of material selection
- Special protective coating
- High linearity L (i)
- Very good mechanical strength
- No hysteresis
- Optimal weight by forced air cooling
- Directional air flow through GRP conduits
- Very efficient liquid cooling option (waveguide)
- Able to be universally applied.

Description

Air chokes are particularly used where high inductive linearity is required. Due to their relatively simple mechanical structure, they are not only compact, but also very robust.

With our expertise, the REO air chokes perform to the required standard, even in the most arduous conditions.

- Frequency of the current: DC und AC
- Tolerances: + 10 / - 10 %, + 5 / - 5 %
- Taps: By default, no taps (available on request)
- Insulation: F or H
- Cooling method and cooling liquid according to IEC 60310: AN, AF or WF
- Test voltage: up to 12kV 60s 50Hz, up to 25kV 1,2/50µs
- Mounting: Suspended, vertical or horizontal
- Mechanical strength, mechanical simulation (FEM): EN 12663
- Shock - and vibration stress: IEC 61373 Kat. 1 Kl. B

REO Mix & Match principle

With REO Mix & Match you can choose from a wide range of of options - combine the various options in order to always get the best product for your application.

REO is able to offer different designs and winding techniques, a variety of conductor materials and structures. Depending on the specific requirements, we are able to produce an optimal solution by combining these parameters to provide the perfect solution.

Optional

- Layer winding/Disc winding
- Aluminium, Copper or aluminium+copper
- Protections: Paint coating, protective coating, housing or REO Xtreme
- Cooling fan/unit
- Sensors: Switch NO / NC, PT100, NTC, PTC

Technical Data

- Rated current : 100 - 700 A
- Inductance : 1 - 8 mH

Circuit example

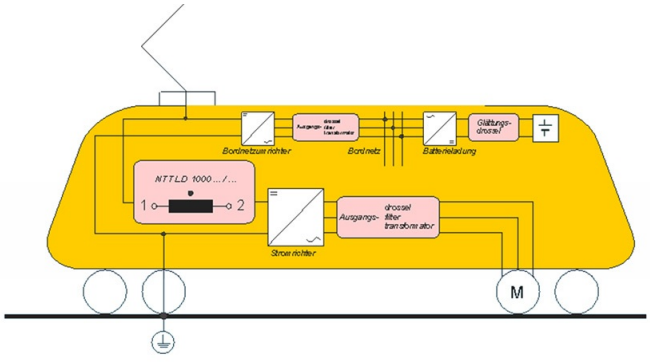

Contatti REO Italia:
+39 030 279 3883 •
info@reoitalia.it

LD 210

Air choke with aluminium/disc winding

Technical data

Type	Inductance [mH]	Cooling 3 m/s			Cooling 5 m/s			Cooling 8 m/s		
		I [A]	magn. Energy [J]	P [kVA] at 20°C	I [A]	magn. Energy [J]	P [kVA] at 20°C	I [A]	magn. Energy [J]	P [kVA] at 20°C
LD 210/100/1	1	100	5	0,5	140	9,8	0,9	180	16,2	1,5
LD 210/200/1	1	200	20	1	280	39,2	2,1	350	61,3	3,2
LD 210/400/1	1	400	80	3	500	125	4,6	600	180	6,6
LD 210/700/1	1	700	245	5,1	850	361,3	7,5	1000	500	10,4
LD 210/100/2	2	100	10	0,7	150	22,5	1,8	180	32,4	2,4
LD 210/200/2	2	200	40	1,6	300	90	3,6	380	144,4	5,8
LD 210/400/2	2	400	160	4,4	500	250	6,9	600	360	9,9
LD 210/700/2	2	700	490	8	850	722,5	11,7	1000	1000	16,2
LD 210/100/4	4	100	20	1,2	150	45	2,6	180	64,8	3,7
LD 210/200/4	4	200	80	2,5	300	180	5,7	380	288,8	9,1
LD 210/400/4	4	400	320	6,9	500	500	10,8	600	720	15,6
LD 210/700/4	4	700	980	12,4	850	1445	18,2	1000	2000	25,2
LD 210/100/8	8	100	40	1,7	150	90	3,9	180	129,6	5,6
LD 210/200/8	8	200	160	3,8	300	360	8,7	380	577,6	13,9
LD 210/400/8	8	400	640	10,7	500	1000	16,7	600	1440	24
LD 210/700/8	8	700	1960	19	850	2890	28	1000	4000	38,7

Last modified: 27.03.2018. All data is provided to the best of our knowledge and awareness and is subject to error and amendment.

Contatti REO Italia:
+39 030 279 3883 •
info@reoitalia.it

LD 210

Air choke with aluminium/disc winding

Dimension drawings

Air choke with layer winding (without cooling unit)

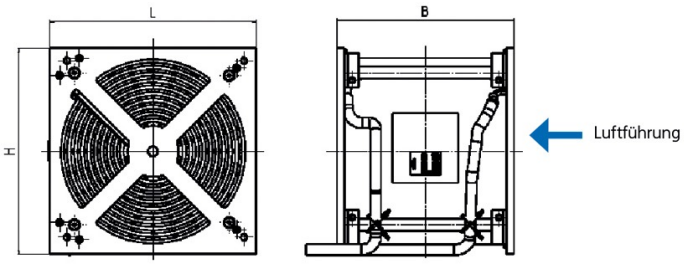

Air choke with disc winding (without cooling unit)

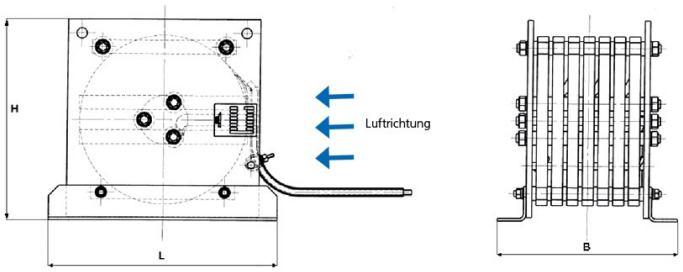

Air choke with layer winding (with cooling unit 0,3m³/s)

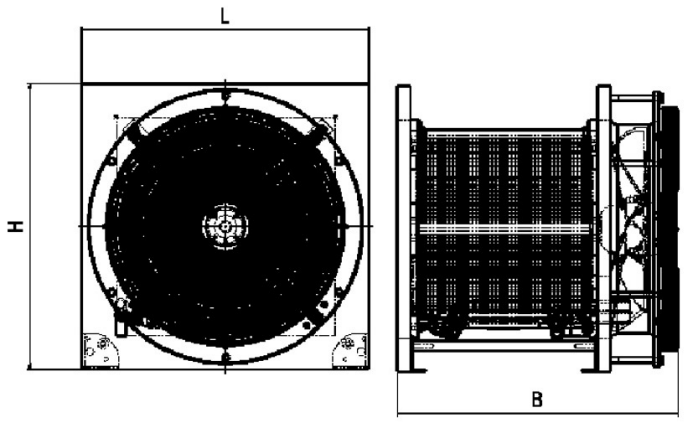

Air choke with layer winding (with cooling unit 0,6m³/s)

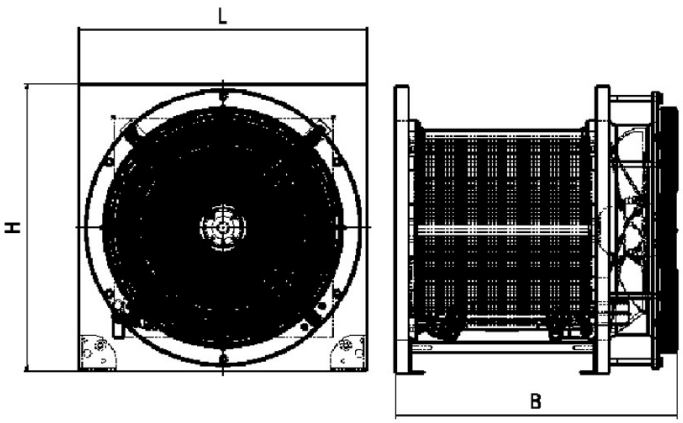

Last modified: 27.03.2018. All data is provided to the best of our knowledge and awareness and is subject to error and amendment.

Contatti REO Italia:
+39 030 279 3883 •
info@reoitalia.it

LD 210

Air choke with aluminium/disc winding

Dimensions

Type	Dimensions			Weight	
	B [mm]	H [mm]	T [mm]	Copper [kg]	Total [kg]
LD 210/100/1	300	300	130	5,06	14
LD 210/200/1	400	400	180	12,32	21
LD 210/400/1	500	500	190	23,54	49
LD 210/700/1	500	500	330	53,79	75
LD 210/100/2	350	350	180	7,81	13
LD 210/200/2	400	400	220	18,92	29
LD 210/400/2	450	450	280	34,1	51
LD 210/700/2	550	550	420	83,6	107
LD 210/100/4	350	350	230	12,21	17
LD 210/200/4	420	420	290	29,37	43
LD 210/400/4	500	500	370	53,79	77
LD 210/700/4	600	600	540	129,8	160
LD 210/100/8	350	350	270	18,26	27
LD 210/200/8	450	450	350	44,99	60
LD 210/400/8	550	550	430	82,83	110
LD 210/700/8	650	650	680	199,1	240

Last modified: 27.03.2018. All data is provided to the best of our knowledge and awareness and is subject to error and amendment.