Contatti REO Italia:
+39 030 279 3883 •
info@reoitalia.it

LD 120

Air choke with aluminium-copper/layer winding



Unique Selling Point

- No saturation
- Wide range of material selection
- Special protective coating
- High linearity L (i)
- Very good mechanical strength
- No hysteresis
- Optimal weight by forced air cooling
- Directional air flow through GRP conduits
- Very efficient liquid cooling option (waveguide)
- Able to be universally applied.

Description

Air chokes are particularly used where high inductive linearity is required. Due to their relatively simple mechanical structure, they are not only compact, but also very robust.

With our expertise, the REO air chokes perform to the required standard, even in the most arduous conditions.

- Frequency of the current: DC und AC
- Tolerances: + 10 / - 10 %, + 5 / - 5 %
- Taps: By default, no taps (available on request)
- Insulation: F or H
- Cooling method and cooling liquid according to IEC 60310: AN, AF or WF
- Test voltage: up to 12kV 60s 50Hz, up to 25kV 1,2/50µs
- Mounting: Suspended, vertical or horizontal
- Mechanical strength, mechanical simulation (FEM): EN 12663
- Shock - and vibration stress: IEC 61373 Kat. 1 Kl. B

REO Mix & Match principle

With REO Mix & Match you can choose from a wide range of of options - combine the various options in order to always get the best product for your application.

REO is able to offer different designs and winding techniques, a variety of conductor materials and structures. Depending on the specific requirements, we are able to produce an optimal solution by combining these parameters to provide the perfect solution.

Optional

- Layer winding/Disc winding
- Aluminium, Copper or aluminium+copper
- Protections: Paint coating, protective coating, housing or REO Xtreme
- Cooling fan/unit
- Sensors: Switch NO / NC, PT100, NTC, PTC

Technical Data

- Rated current : 200 - 1000 A
- Inductance : 0,2 - 8 mH

Circuit example

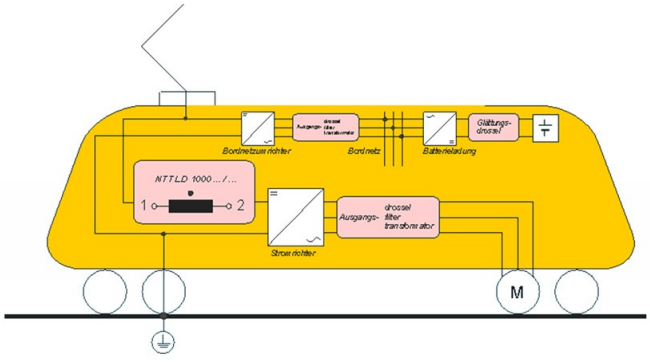

Contatti REO Italia:
+39 030 279 3883 •
info@reoitalia.it

LD 120

Air choke with aluminium-copper/layer winding

Technical data

Type	Inductance [mH]	Cooling 3 m/s			Cooling 5 m/s			Cooling 8 m/s		
		I [A]	magn. Energy [J]	P [kVA] at 20°C	I [A]	magn. Energy [J]	P [kVA] at 20°C	I [A]	magn. Energy [J]	P [kVA] at 20°C
LD 120/200/0,2	0,2	200	4	0,4	240	5,8	0,6	285	8,1	0,8
LD 120/400/0,2	0,2	400	16	0,9	510	26	1,5	610	37,2	2,1
LD 120/700/0,2	0,2	700	49	1,3	860	74	2	1030	106,1	2,9
LD 120/1000/0,2	0,2	1000	100	2,2	1170	136,9	3	1400	196	4,2
LD 120/200/0,5	0,5	200	10	0,7	245	15	1	295	21,8	1,5
LD 120/400/0,5	0,5	400	40	1,6	510	65	2,5	600	90	3,5
LD 120/700/0,5	0,5	700	122,5	2,4	870	189,2	3,7	1030	265,2	5,2
LD 120/1000/0,5	0,5	1000	250	3,6	1200	360	5,1	1440	518,4	7,4
LD 120/200/1	1	200	20	1	255	32,5	1,6	300	45	2,2
LD 120/400/1	1	400	80	2,4	500	125	3,7	600	180	5,4
LD 120/700/1	1	700	245	3,7	870	378,5	5,8	1030	530,5	8,1
LD 120/1000/1	1	1000	500	5,5	1200	720	7,9	1420	1008,2	11,1
LD 120/200/2	2	200	40	1,6	250	62,5	2,4	300	90	3,5
LD 120/400/2	2	400	160	3,8	500	250	5,9	600	360	8,5
LD 120/700/2	2	700	490	5,8	870	756,9	8,9	1040	1081,6	12,7
LD 120/1000/2	2	1000	1000	8,5	1190	1416,1	12,1	1410	1988,1	17
LD 120/200/4	4	200	80	2,3	255	130,1	3,8	300	180	5,3
LD 120/400/4	4	400	320	6,3	500	500	9,8	600	720	14,1
LD 120/700/4	4	700	980	8,6	810	1312,2	13,4	1040	2163,2	19,1
LD 120/1000/4	4	1000	2000	12,7	1250	3125	19,9	1500	4500	28,7
LD 120/200/8	8	200	160	3,6	250	250	5,6	300	360	8,1
LD 120/400/8	8	400	640	9,3	500	1000	14,5	600	1440	20,8
LD 120/700/8	8	700	1960	13,5	870	3027,6	20,9	1050	4410	30,4

Last modified: 27.03.2018. All data is provided to the best of our knowledge and awareness and is subject to error and amendment.

Contatti REO Italia:
+39 030 279 3883 •
info@reoitalia.it

LD 120

Air choke with aluminium-copper/layer winding

Dimension drawings

Air choke with layer winding (without cooling unit)

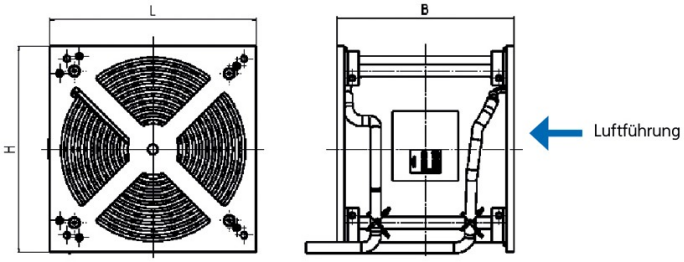

Air choke with disc winding (without cooling unit)

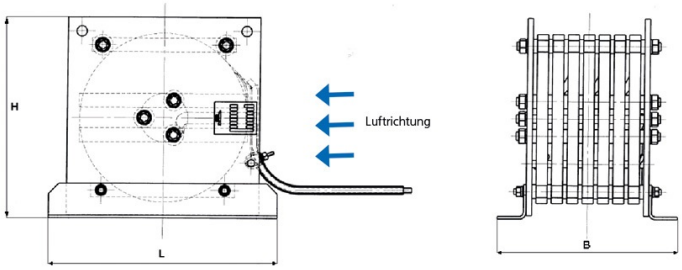

Air choke with layer winding (with cooling unit 0,3m³/s)

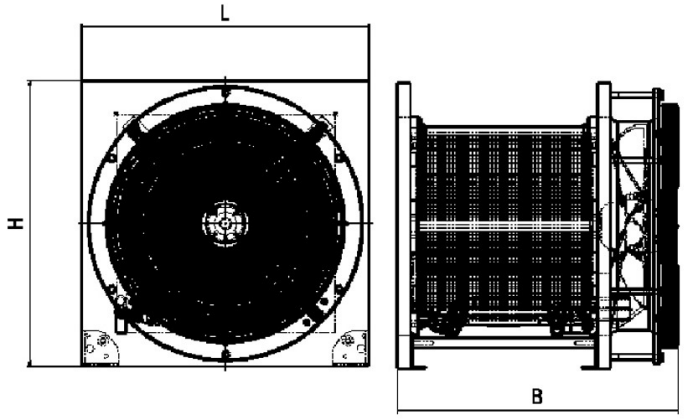

Air choke with layer winding (with cooling unit 0,6m³/s)

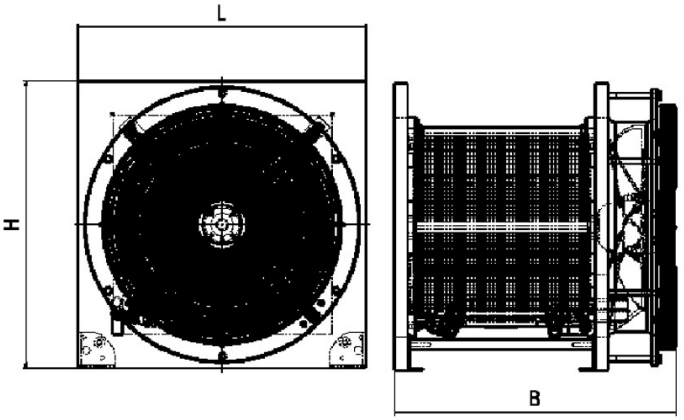

Dimensions

Type	Dimensions			Weight		Type	Dimensions			Weight	
	B [mm]	H [mm]	T [mm]	Cu/Alu [kg]	Total [kg]		B [mm]	H [mm]	T [mm]	Cu/Alu [kg]	Total [kg]
LD 120/200/0,2	250	250	150	6,6	11	LD 120/200/2	400	400	190	26,9	37
LD 120/400/0,2	350	350	180	16	25	LD 120/400/2	450	450	360	67,5	83
LD 120/700/0,2	350	350	280	44,6	54	LD 120/700/2	450	450	580	192	217
LD 120/1000/0,2	400	400	420	77,2	92	LD 120/1000/2	550	550	640	305	341
LD 120/200/0,5	300	300	180	11,9	18	LD 120/200/4	400	400	230	40,6	55
LD 120/400/0,5	400	400	210	27,8	38	LD 120/400/4	450	450	530	109	129
LD 120/700/0,5	400	400	350	80	93	LD 120/700/4	550	550	620	289	326
LD 120/1000/0,5	500	500	360	127	147	LD 120/1000/4	600	600	820	503	555
LD 120/200/1	350	350	170	17,8	26	LD 120/200/8	450	450	320	64,1	81
LD 120/400/1	450	450	240	39,1	57	LD 120/400/8	500	500	600	169	192
LD 120/700/1	450	450	460	125	139	LD 120/700/8	550	550	830	453	506
LD 120/1000/1	550	550	490	197	222						

Last modified: 27.03.2018. All data is provided to the best of our knowledge and awareness and is subject to error and amendment.