Your contact:
+49-(0)2 12-88 04-0 • info@reo.de

Series IE

Bushing-type current transformers (Strands/clamps)



Unique Selling Point

- Litz wires or terminals according to UL 94 V0
- Bushing-type current transformers for direct conductor feedthrough
- Wound primary type current transformer, version for small currents
- In-phase current representation
- Accuracy classes 3; 1; 0.5;
- Toroidal cores made of high-quality silicon-iron
- Measurement in the low frequency range 16 2/3 to -400Hz
- In-house core production: Special designs are possible
- High core outpuat power and high-quality insulation (UL)
- Electrically isolated primary and secondary circuits
- Designs for easy installation
- Variable connections, e.g. clamps, plugs, flat-cable plugs, flexible stranded wire or print mounting
- Wide range of housings with various push-through openings
- Very long useful lifetime

Description

In the case of bushing-type current transformers, the customer's primary wire is pushed through the current transformer opening in the housing. The push-through opening depends on the size of the primary current.

Wound primary type current transformers have a primary winding and a secondary winding. Both windings are applied on the closed toroidal core and are isolated from each other by insulation. This principle applies mainly where primary currents are small. Low-voltage current transformers for the proportional transformation of large currents to directly measurable smaller current values.

- According to: EN/IEC 61869-1/2
- Primary rated current: 50 - 3000 A
- Frequency range: 50 - 400 Hz

Applications

- Industry
- Renewable energy sources
- Railway engineering
- Energy, automation and building technology

Technical Data

- Primary rated current : 50 - 3000 A

Mode of Operation

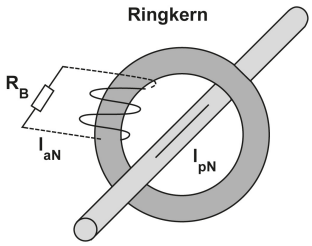

Last modified: 02.10.2019. All data is provided to the best of our knowledge and awareness and is subject to error and amendment.

Your contact:
+49-(0)2 12-88 04-0 • info@reo.de

Series IE

Bushing-type current transformers (Strands/clamps)

Technical data

Type IE		50	100	300	500	1000	2000	3000	
IPN	Primary rated current	50	100	300	500	1000	2000	3000	[A]
ImaxPN	Max. primary rated current	60	120	360	600	1200	2400	3600	[A]
IaN	Secondary current	1000							[mA]
RB	Load resistance	0,5	1,0	2,5	10	15	25		[Ω]
URB	Load voltage	0,5	1,0	2,5	10	15	25		[V]
PSek	Capacity	0,5	1,0	2,5	10	15	25		[VA]
KN	Ratio	50	100	300	500	1000	2000	3000	
FU	Measuring accuracy [50 Hz]	1,0							[%]
f	Frequency	50 bis 400							[Hz]
TA	Ambient temperature	-25 bis +70							[°C]
Vp	Insolation test	3							[kVac]
General data									
Connection		2,5							[mm2]
Weight		0,28	0,28	0,65	0,75	1,45	1,55	2,6	[kg]
Norm		EN/IEC 61869-1/2							

Last modified: 02.10.2019. All data is provided to the best of our knowledge and awareness and is subject to error and amendment.

Your contact:
+49-(0)2 12-88 04-0 • info@reo.de

Series IE

Bushing-type current transformers (Strands/clamps)

Dimension drawings

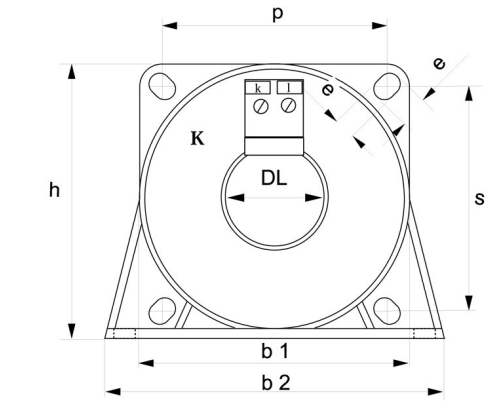

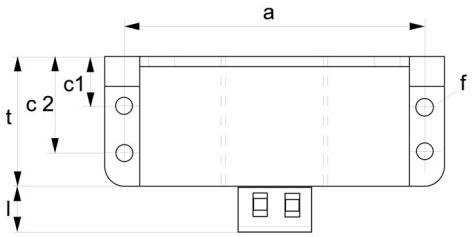

Dimensions

Type	Connection mm2	h [mm]	b1/b2 [mm]	t [mm]	DL [mm]	p/s [mm]	a [mm]	c1/c2 [mm]	f [mm]	e [mm]	l [mm]
IE 50	2,5	70	70/89	33	31	57/57	77	15,5/...	4,3	6x4,3	25
IE 100	2,5	70	70/89	33	31	57/57	77	15,5/...	4,3	6x4,3	25
IE 300	2,5	95	94/110	44	40	78/78	100	18/...	5,3	8x5,3	25
IE 500	2,5	95	94/110	44	40	78/78	100	18/...	5,3	8x5,3	25
IE 1000	2,5	141	138/170	55	64	120/120	150	18/25	6,5	10x6,5	25
IE 2000	2,5	141	138/170	55	64	120/120	150	18/25	6,5	10x6,5	25
IE 3000	2,5	On request									

Last modified: 02.10.2019. All data is provided to the best of our knowledge and awareness and is subject to error and amendment.