Your contact:
+49-(0)2 12-88 04-0 • info@reo.de

Series IN

Instrument transformers (Strands/clamps)



Unique Selling Point

- Litz wires or terminals according to UL 94 V-0
- Current transformers for precise current measurements
- Measurements in the frequency range 16 2/3 to -50kHz
- Use of nanocrystalline and high-quality cores
- High-quality wires in temperature class F (155°C), H (180°C)
- High-quality UL listed insulating materials (e.g. UL94-V0)
- Safe electrically isolated primary and secondary circuits
- High reliability
- Non-critical in the event of overload currents
- Robust housing designs (for horizontal/vertical mounting)
- Shock and vibration tests in accordance with DIN EN 61373 Category 1 Class B
- Variable connections: clamps, plugs, flat-cable plugs or cables
- Wide range of housings with various push-through openings

Description

The growing development and spread of electronic devices with high working frequencies requires the use of current transformers with an extended frequency range.

This demand can be met with specially selected materials in conjunction with optimized design.

- According to: EN/IEC 61869-1/2
- Primary rated current: 50 - 1.000 A
- Frequency range: 50 - 50.000 Hz

Application area

- Industry
- Renewable energy sources
- Railway engineering
- Metrology and testing techniques
- Energy, automation and building technology

Technical Data

- Primary rated current : 50 - 1000 A

Mode of operation

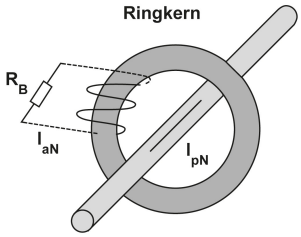

Last modified: 29.01.2020. All data is provided to the best of our knowledge and awareness and is subject to error and amendment.

Your contact:
+49-(0)2 12-88 04-0 • info@reo.de

Series IN

Instrument transformers (Strands/clamps)

Technical data

Type IN		50	100	300	500	1000	
IPN	Primary rated current	50	100	300	500	1000	[A]
ImaxPN	Max. primary rated current	60	120	360	600	1200	[A]
IaN	Secondary current			1000			[mA]
RB	Load resistance	0,5	1,0	2,5	5,0	15	[Ω]
URB	Load voltage	0,5	1,0	2,5	5,0	15	[V]
PSek	Rated power	0,5	1,0	2,5	5,0	15	[VA]
KN	Ratio	50	100	300	500	1000	
FU	Measuring accuracy [50 Hz]			1,0			[%]
f	Frequency			0,05 bis 50			[kHz]
TA	Ambient temperature			-25 bis +70			[°C]
Vp	Insulation test voltage Primary/Secondary / 2sec			3			[kVac]
General data							
Connection				2,5			[mm2]
Weight		0,28		0,65	0,75	1,45	[kg]
Standards				EN/IEC 61869-1/2			

Last modified: 29.01.2020. All data is provided to the best of our knowledge and awareness and is subject to error and amendment.

Your contact:
+49-(0)2 12-88 04-0 • info@reo.de

Series IN

Instrument transformers (Strands/clamps)

Dimension drawings

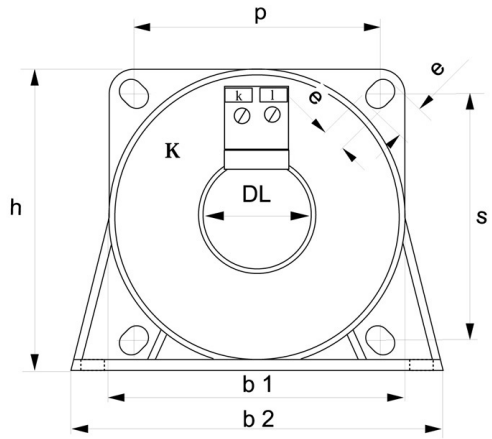

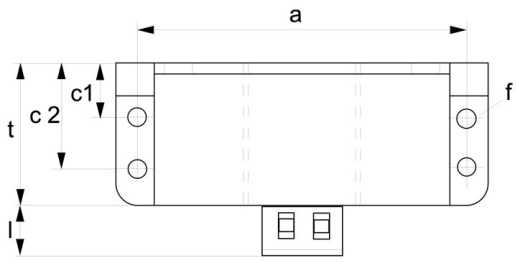

Dimensions

Type	Connection mm2	h [mm]	b1/b2 [mm]	t [mm]	DL [mm]	p/s [mm]	a [mm]	c1/c2 [mm]	f [mm]	e [mm]	l [mm]
IN / 50	2,5	70	70/89	33	31	57/57	77	15,5/...	4,3	6x4,3	25
IN / 100	2,5	70	70/89	33	31	57/57	77	15,5/...	4,3	6x4,3	25
IN / 300	2,5	95	94/110	44	40	78/78	100	18/...	5,3	8x5,3	25
IN / 500	2,5	95	94/110	44	40	78/78	100	18/...	5,3	8x5,3	25
IN / 1000	2,5	141	138/170	55	64	120/120	150	18/25	6,5	10x6,5	25

Last modified: 29.01.2020. All data is provided to the best of our knowledge and awareness and is subject to error and amendment.