Your contact:
+49-(0)2 12-88 04-0 • info@reo.de

DRTE

Three-phase variable column-type transformers (auto windings, IP 00)



Unique Selling Point

- Closely stepped adjusting of output voltages
- Low-loss cores
- Vacuum impregnated windings
- Windings virtually maintenance free
- UL-listed materials
- Available in IP 00 and IP 20
- Wide range of accessories

Description

The REO column-type variable transformers complement the REOVAR series for currents up to 1000A with a fine-step adjustment of the output voltage at a constant current at the output.

The waveform of the sine wave is preserved - like that, EMC problems cannot occur over the entire operating range of 0 - 1000A. All products in the series come with UL - listed materials .

The REO construction enables easy handling of the carbon rolls and the spindle - the copper-bevel gear allows a hysteresis-free adjustment of the output voltage even at high adjustment speed of the drive motor. Thus REO variable column transformers are perfect for high performance adjustment .

REO-column type variable transformers conform to EN 61558-2-14

Technical Data

- Input voltage : 400 V
- Output voltage : 400 V
- Output Current : 8,7 - 208 A

Options

- Protection IP 20 - IP 54
- Motor drive, digital/analog
- Actuating speed 30 sek
- REO Power Former (Control unit for supplies)
- Versatile accessories : e.g. Motor control NLR 7000
- Compensation winding

Circuit example

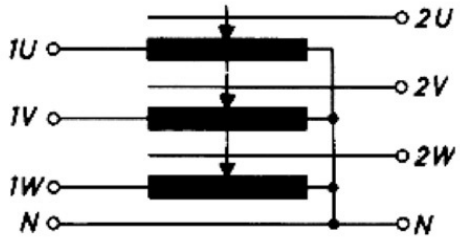

Last modified: 27.03.2018. All data is provided to the best of our knowledge and awareness and is subject to error and amendment.

Your contact:
+49-(0)2 12-88 04-0 • info@reo.de

DRTE

Three-phase variable column-type transformers (auto windings, IP 00)

Technical data

Star connected (Delta connection on request)

kVA	3 x A	Copper ca. kg	Tubes	Weight kg
6,0	8,7	9,0	3	85
7,5	11,0	11,5	3	85
9,0	13,0	14,0	3	85
10,5	15,0	16,0	3	135
12,0	17,5	20,0	3	135
15,0	21,5	22,5	3	98
18,0	26,0	27,5	3	98
21,0	30,5	34,0	3	98
24,0	35,0	40,0	3	128
27,0	39,0	45,5	3	128
30,0	43,5	55,0	3	128
33,0	48,0	61,5	3	145
36,0	52,2	68,0	3	145
39,0	56,5	65,0	6	210
42,0	61,0	68,0	6	210
48,0	69,5	80,0	6	276
54,0	78,0	91,0	6	276
60,0	87,0	110,0	6	276
66,0	96,0	123,0	6	316
72,0	104,0	136,0	6	316
81,0	117,0	137,0	9	400
90,0	130,0	160,0	9	400
99,0	143,0	184,5	9	400
108,0	156,0	204,0	9	400
114,0	165,0	190,0	12	525
120,0	174,0	220,0	12	525
132,0	191,0	246,0	12	595
144,0	208,0	272,0	12	595

Last modified: 27.03.2018. All data is provided to the best of our knowledge and awareness and is subject to error and amendment.

Your contact:
+49-(0)2 12-88 04-0 • info@reo.de

DRTE

Three-phase variable column-type transformers (auto windings, IP 00)

Dimensions

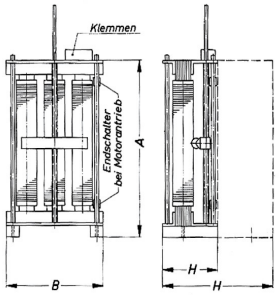

kVA	A	B	H	Weight kg
6,0	500	330	225	85
7,5	500	330	225	85
9,0	500	330	225	85
10,5	550	330	235	135
12,0	550	330	235	135
15,0	635	365	235	98
18,0	635	365	235	98
21,0	635	365	235	98
24,0	720	420	250	128
27,0	720	420	250	128
30,0	720	420	250	128
33,0	765	450	255	145
36,0	765	450	255	145
39,0	660	365	435	210
42,0	660	365	435	210
48,0	735	420	460	276
54,0	735	420	460	276
60,0	735	420	460	276
66,0	780	450	470	316
72,0	780	450	470	316
81,0	735	420	705	400
90,0	735	420	705	400
99,0	780	450	725	400
108,0	780	450	725	400
114,0	735	595	779	525
120,0	735	595	779	525
132,0	780	595	779	595
144,0	780	595	779	595

Last modified: 27.03.2018. All data is provided to the best of our knowledge and awareness and is subject to error and amendment.

Your contact:
+49-(0)2 12-88 04-0 • info@reo.de

DRTE

Three-phase variable column-type transformers (auto windings, IP 00)

Overload factor

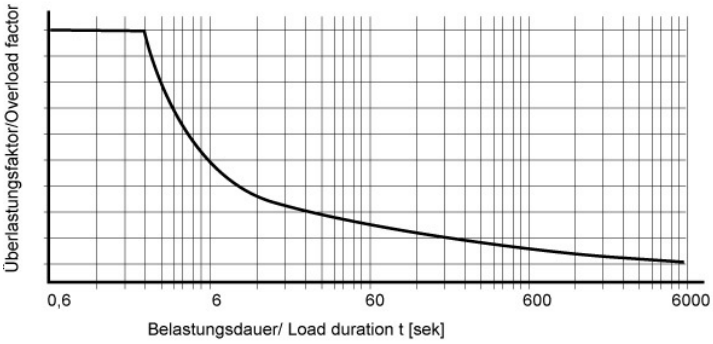

Faktor kK relative to operation time t.

Maintenance:

Contact carbon rolls are furnished with hard-silvered axes. Threaded spindles run in self-lubricating bearings and are almost maintenance-free.

Seized or worn carbon rolls must be replaced immediately.

From time to time the contact surfaces of the windings should be cleaned with a stiff brush to remove adhered dirt (dust and carbon abrasion).

Maintenance manual on request.

Accessories

- Single or three phase asynchronous motor with anchor stop brake
- Motor protection switch
- different setting times (only limited by gear changes possible !)
- Slipping clutch at motor drive
- additional limit switches (1 SPDT) , wired to terminals , when used in air
- additional limit switch (max . 6 pieces)
- Mounting a 10 - Wendelpotentiometers
- (1 ohm , 2 ohm or 5 kOhm , eg for feedback of pantographs representation Wiring diagram 17 (at Engine OMC)
- (Single-phase Asynchronomotor with wired limit switch) Wiring diagram 18 (at Engine OMC)
- (Single-phase induction motor with reversing contactor) Wiring diagram 19 (at Engine Mo) (three-phase asynchronous motor with reversing contactor)

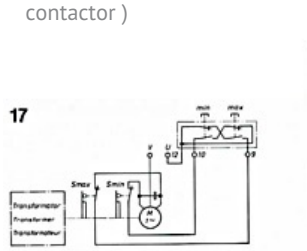

Kondensatormotor, einpolig reversierbar.
Capacitor motor, unipolar reversible.
Moteur à condensateur réversible unipolaire.

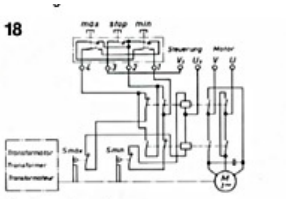

Kondensatormotor,
mit Wendeschütz für Drehrichtungsumkehr.
Capacitor motor, including reversible
contactor for reverse of direction of rotation.
Moteur à condensateur, y compris
contacteur-inverseur de sens de marche.

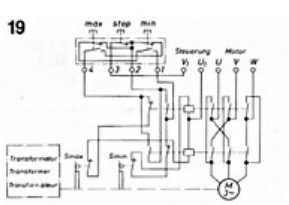

Drehstrommotor mit Wendeschütz
für Drehrichtungsumkehr.
Three-phase motor, including reversible
contactor for reverse of direction of rotation.
Moteur triphase commandé par relais.