Your contact:
+49-(0)2 12-88 04-0 • info@reo.de

REOHM series 155

Max. continous power: 3.000 W



Unique Selling Point

- small dimensions
- quick connection
- adaptation to any frequency inverter
- little additional mounting area needed
- optional with cover and temperature switch
- optionally also for aggressive environments (e.g. salt mist)
- protection type: IP66

Description

Braking resistor for drives with frequency converters of medium to high power.
Mounting inside and outside the control cabinet is possible.

- degree of protection: IP20 / IP65 / IP66
- test voltage: 2.5 kV AC
- ambient temperature: 10+40 °C
- other services on request
- other fastenings on request

Technical Data

- Resistance values : 0,5 - 1440 Ohm
- Continuous power : 500 - 3500 W
- max. operating voltage : 900 - 4200 V

Last modified: 16.04.2019. All data is provided to the best of our knowledge and awareness and is subject to error and amendment.

Your contact:
+49-(0)2 12-88 04-0 • info@reo.de

REOHM series 155

Max. continous power: 3.000 W

Technical data

Type	Resistance value R [Ohm]	Continous power P [W]	max. operation voltage U [V]
155 / 1000	1 - 1000	1000	900
155 / 1200	10 - 300	1200	
155 / 1500	0,6 - 280	1500	
155 / 2000	0,5 -1440	2000	
155 / 2500	4 - 600	2500	
155 / 3000	4 - 750	3000	
155 / 3500	4 - 750	3500	

Type	Resistance value R [Ohm]	Continous power P [W]	max. operation voltage U [V]
155 / 500	1 - 1000	500	4.200
155 / 600	10 - 300	600	
155 / 750	0,6 - 280	750	
155 / 1000	0,5 -1440	1000	
155 / 1250	4 - 600	1250	
155 / 1500	4 - 750	1500	

In the event of destruction, the resistor becomes high-impedance, so each series is available with a temperature switch. The specified performance values were measured at a horizontal position of the resistors in the air with a distance of min. 100mm to the substrate. The power values refer to the standard products with a normal tolerance of +/- 10% at an ambient temperature of 20°C.

We are also happy to produce customer-specific solutions outside our standard portfolio - just contact us!

Last modified: 16.04.2019. All data is provided to the best of our knowledge and awareness and is subject to error and amendment.

Your contact:
+49-(0)2 12-88 04-0 • info@reo.de

REOHM series 155

Max. continous power: 3.000 W

Dimension drawings

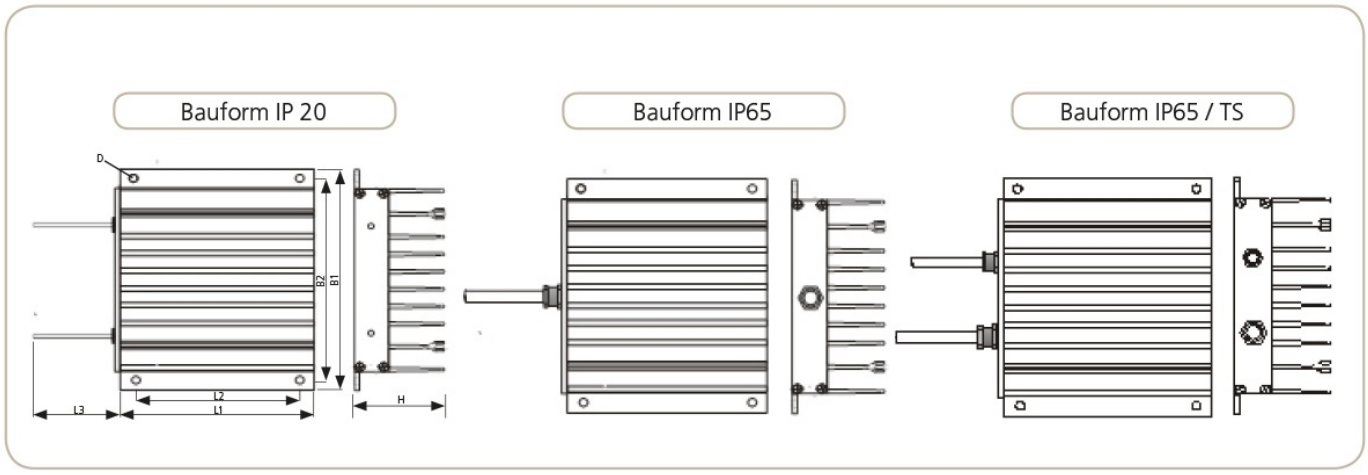

Dimensions

Type	B1 [mm]	B2 [mm]	H [mm]	L1 [mm]	L2 [mm]	L3 [mm]	D [mm]	Connection wire**
155 / 1000	175	165	75	182	120	250	6,5	IP 40 PTFE AWG14 IP54/64/65 shielded connecting wire 3x1,5mm²
155 / 1200	175	165	75	242	180	250	6,5	
155 / 1500	175	165	75	342	280	250	6,5	
155 / 2000	175	165	75	542	500	250	6,5	
155 / 2500	175	165	75	672	630	250	6,5	IP 40 PTFE AWG12 IP54/64/65 shielded connecting wire 3x2,5mm²
155 / 3000	175	165	75	762	720	250	6,5	
155 / 3500	175	165	75	872	830	250	6,5	

Other fixing dimensions possible

** For small resistance values the conductor cross-section will be adjusted to the current.

Last modified: 16.04.2019. All data is provided to the best of our knowledge and awareness and is subject to error and amendment.

Your contact:
+49-(0)2 12-88 04-0 • info@reo.de

REOHM series 155

Max. continous power: 3.000 W

Touch protection

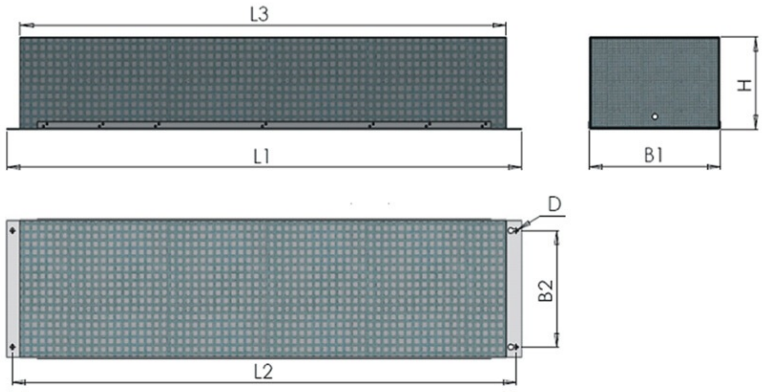

Dimensions

Type	L1 [mm]	L2 [mm]	L3 [mm]	B1 [mm	B2 [mm]	H [mm]	D [mm]
155 / 1000	470	440	410	275	225	200	7,0x10,0
155 / 1200	530	500	470	275	225	200	7,0x10,0
155 / 1500	630	600	570	275	225	200	7,0x10,0
155 / 2000	830	800	770	275	225	200	7,0x10,0
155 / 2500	960	930	900	275	225	200	7,0x10,0
155 / 3000	1050	1020	990	275	225	200	7,0x10,0

Last modified: 16.04.2019. All data is provided to the best of our knowledge and awareness and is subject to error and amendment.