Contatti REO Italia:
+39 030 279 3883 •
info@reoitalia.it

REOVIB MFS 268

IP 54 or IP 20, Frequency-control with automatic detection of the resonant frequency



Unique Selling Point

- REO frequency units are able to control a vibratory conveyor independently of the mains input frequency
- Automatic search of the resonant frequency of the vibratory conveyor system (with additional vibration amplitude sensor) and option of regulating vibration amplitude – Able to regulate the vibration amplitude to maintain a constant feedrate irrespective of load or changes in the mechanical system
- Can be supplied with field bus interfaces: ProfiNet, EtherNet/IP, EtherCAT, CAN-Bus, ProfiBus, DeviceNet
- Optional versions available with UL/CSA accreditation
- Conveyor frequencies adjustable between 5...300 Hz
- Mains voltage compensation with constant vibration amplitude
- All settings can be made using the integrated display
- Sinusoidal output current
- Can be used on 110 V or 240 V autom. Detection
- User settings can be stored
- Fill level/overflow control
- Versions available in various protection classes and with various connection options
- MFS 269 is availble with AC output signal for use with permanent-magnet armature.

Description

Frequency converters in the REOVIB MFS 268 series for vibratory conveyor technology offer the option of operating the vibratory conveyor at an optimal vibration frequency for the material - completely independently of the frequency of the electrical mains supply.

It is moreover possible, thanks to the system patented by REO, to determine the resonant frequency of the vibratory system automatically and to regulate the vibration amplitude to constant values. In addition, various sensor and valve logic links can be programmed. Devices can optionally be equipped with field bus interfaces, and are also available as versions with UL/CSA certification.

Devices in the REOVIB MFS 268 series are available with a max. output current of 3A, 6A and 8A as IP20 versions for installation in switch cabinets, and also as IP54 case designs.

Suitable sensor:

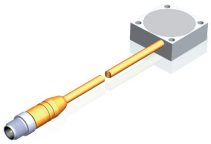

REOVIB SW in IP54 design

Technical Data

- Output voltage : 0 - 100 / 0 - 205 V
- Output Current : max 3/6/8 A
- Input voltage auto detect : 110 / 230 V

Last modified: 15.08.2018. All data is provided to the best of our knowledge and awareness and is subject to error and amendment.

Contatti REO Italia:
+39 030 279 3883 •
info@reoitalia.it

REOVIB MFS 268

IP 54 or IP 20, Frequency-control with automatic detection of the resonant frequency

Technical data

Mains input	110 / 230V
Mains frequency	50 / 60 Hz +/- 3 Hz
Output voltage	0...100 V / 0...205 V
Output current	max. 3 A / 6 A / 8 A
Vibration frequency	5...150 Hz (Optional 300 Hz)
Setpoint value	Display, Potentiometer, 0...10V, 0...20 mA
Status signal	Changeover relay 250 V, 1A
Ext. Enable	24 V DC, Switch
Valve output	24 V, 150 mA (Option)
Sensor supply	24 V DC
Setting Umin / Umax	LED-Display
Soft start	Adjustable 0...5 sec.
Fill level/overflow control	PNP, 24 V DC
Coarse/fine control	x
Vibration amplitude regulation	x
Resonant frequency search	x
Selectable timer function	x
Sensor time out monitor	x
Mains voltage compensation	x
Field bus interfaces	EtherNet/IP, EtherCat, CAN-Bus, Profibus-DP, DeviceNet
Standard Conformity	UL (Option), CE, RoHS
Protection class	IP20 / IP54

Available with numerous fieldbus interfaces :



REOVIB MFS 268 IP20
CAN bus slave interface



REOVIB MFS 268 IP20
DeviceNet slave interface



REOVIB MFS 268 IP20
EtherCAT slave interface



REOVIB MFS 268 IP20
ProfiNet

Last modified: 15.08.2018. All data is provided to the best of our knowledge and awareness and is subject to error and amendment.

Contatti REO Italia:
+39 030 279 3883 •
info@reoitalia.it

REOVIB MFS 268

IP 54 or IP 20, Frequency-control with automatic detection of the resonant frequency

Dimension drawing IP 20 - 3A

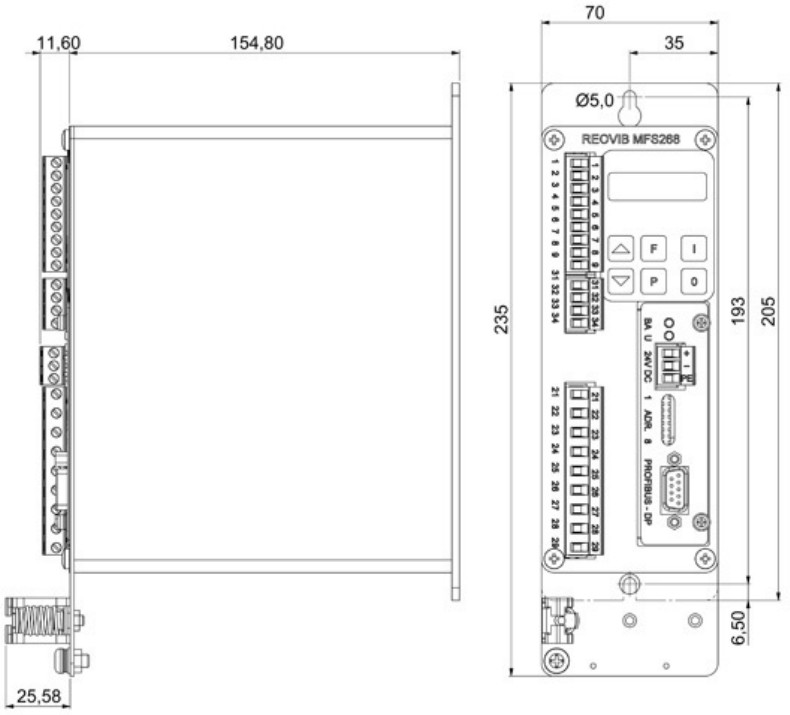

Last modified: 15.08.2018. All data is provided to the best of our knowledge and awareness and is subject to error and amendment.

Contatti REO Italia:
+39 030 279 3883 •
info@reoitalia.it

REOVIB MFS 268

IP 54 or IP 20, Frequency-control with automatic detection of the resonant frequency

Dimension drawing IP 20 - 6A

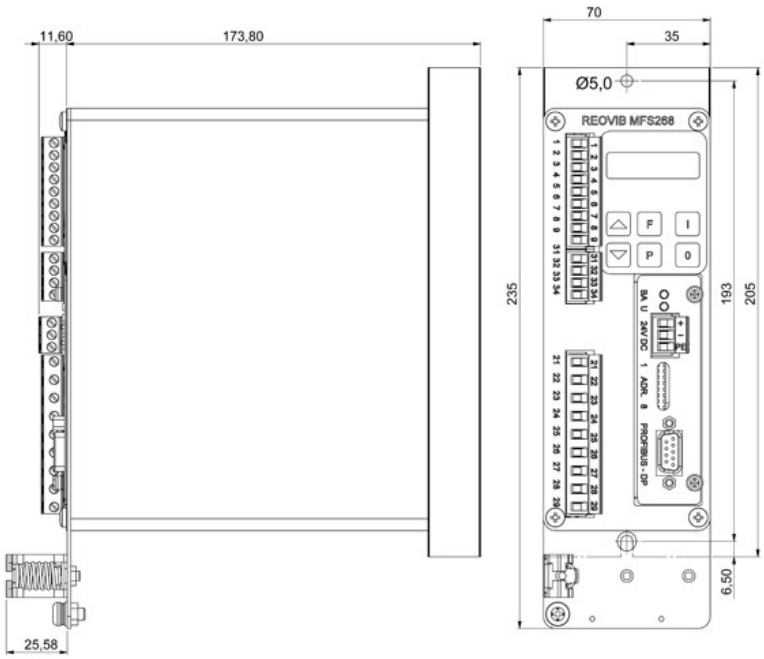

Dimension drawing IP 20 - 8A

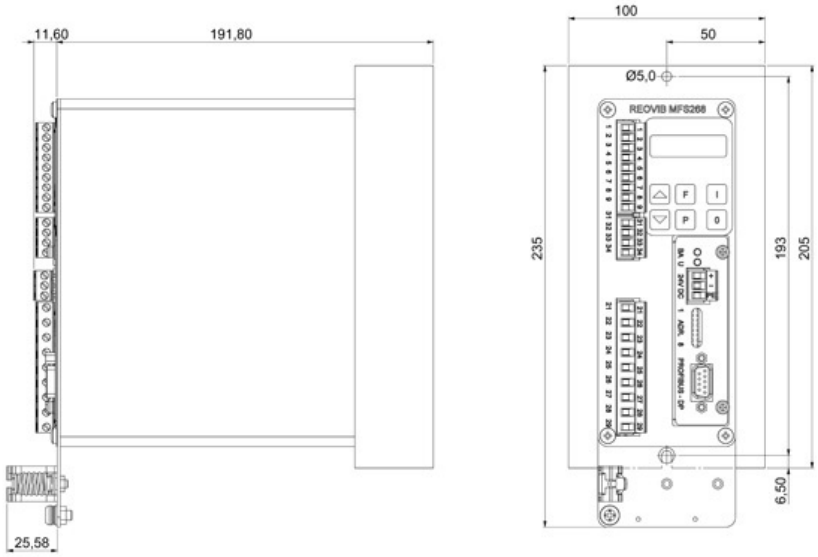

Last modified: 15.08.2018. All data is provided to the best of our knowledge and awareness and is subject to error and amendment.

Contatti REO Italia:
+39 030 279 3883 •
info@reoitalia.it

REOVIB MFS 268

IP 54 or IP 20, Frequency-control with automatic detection of the resonant frequency

Dimension drawing IP 54 - 3A

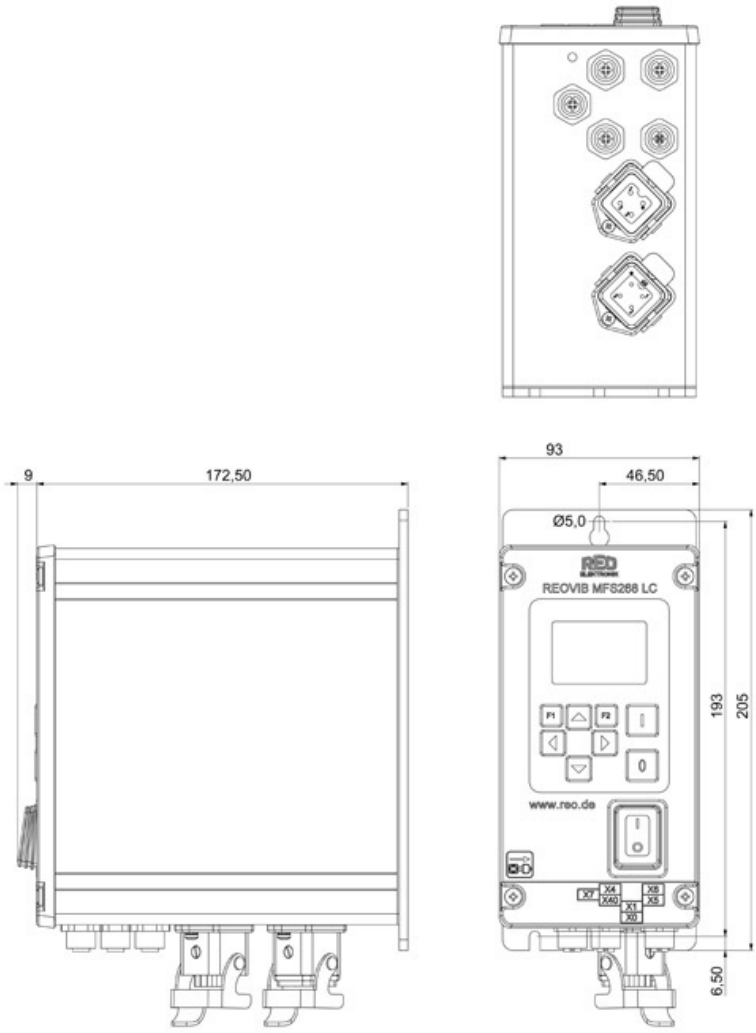

Contatti REO Italia:
+39 030 279 3883 •
info@reoitalia.it

REOVIB MFS 268

IP 54 or IP 20, Frequency-control with automatic detection of the resonant frequency

Dimension drawing IP 54 - 6A

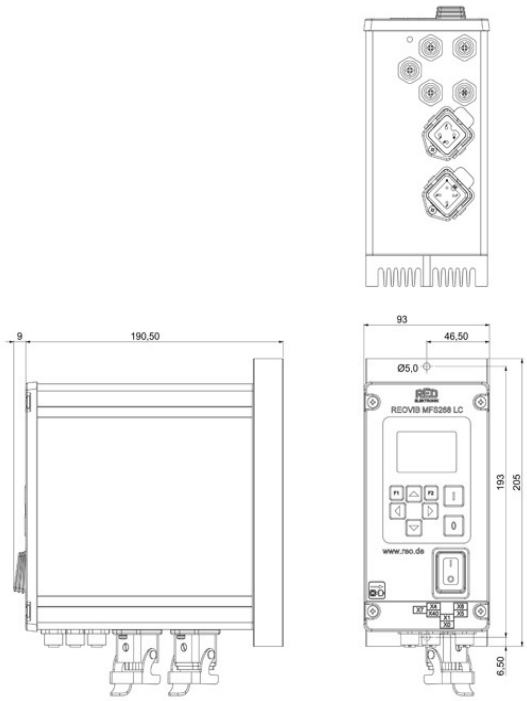

Dimension drawing IP 54 - 16A

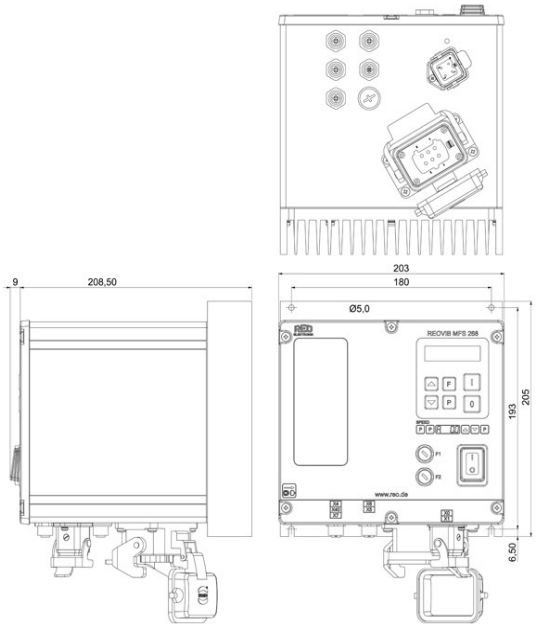

Last modified: 15.08.2018. All data is provided to the best of our knowledge and awareness and is subject to error and amendment.