Your contact:
+49-(0)2 12-88 04-0 • info@reo.de

REOVIB MFS 268-LCD

IP 54, Frequency-control with LC-Display



Unique Selling Point

- REO frequency units are able to control a vibratory conveyor independently of the mains input frequency
- Automatic search of the resonant frequency of the vibratory conveyor system (with additional vibration amplitude sensor) and option of regulating vibration amplitude – Able to regulate the vibration amplitude to maintain a constant feedrate irrespective of load or changes in the mechanical system
- Can be supplied with field bus interfaces: ProfiNet, EtherNet/IP, EtherCAT, CAN-Bus, ProfiBus, DeviceNet
- Optional versions available with UL/CSA accreditation
- Conveyor frequencies adjustable between 5...300 Hz
- Mains voltage compensation with constant vibration amplitude
- All settings can be made using the integrated display
- Sinusoidal output current
- Can be used on 110 V or 240 V autom. Detection
- User settings can be stored
- Fill level/overflow control
- Versions available in various protection classes and with various connection options
- MFS 269 is availble with AC output signal for use with permanent-magnet armature.

Description

REOVIB MFS 268-LCD are fitted with an LCD display. The full-text display in various languages makes programming and adjustment easy and intuitive. Important status indications and settings can easily be input and retrieved.

Frequency converters in the REOVIB MFS 268 series for vibratory conveyor technology offer the option of operating the vibratory conveyor at an optimal vibration frequency for the material - completely independently of the frequency of the electrical mains supply.

It is moreover possible, thanks to the system patented by REO, to determine the resonant frequency of the vibratory system automatically and to regulate the vibration amplitude to constant values. In addition, various sensor and valve logic links can be programmed. Devices can optionally be equipped with field bus interfaces, and are also available as versions with UL/CSA certification.

Suitable sensor:

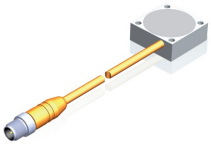

REOVIB SW in IP54 design

Technical Data

- Output voltage : 0 - 100 / 0 - 205 V
- Output Current : max 3/6/8 A
- Input voltage auto detect : 110 / 230 V

Last modified: 05.03.2020. All data is provided to the best of our knowledge and awareness and is subject to error and amendment.

Your contact:
+49-(0)2 12-88 04-0 • info@reo.de

REOVIB MFS 268-LCD

IP 54, Frequency-control with LC-Display

Technical data

Mains input	110 / 230V auto detect
Mains frequency	50 / 60 Hz +/- 3 Hz
Output voltage	0...100 V / 0...205 V
Output current	max. 3 A / 6 A / 8 A
Vibration frequency	5...150 Hz (optional 300 Hz)
Setpoint value	Display, 0...10V, 0...20 mA
Status signal	Changeover relay 250 V, 1A
Ext. Enable	24 V DC, Switch
Valve output	24 V, 150 mA (Option)
Sensor supply	24 V DC
Umin / Umax	LCD-Display
Soft start	einstadjustablellbar 0...5 Sek.
Fill level/Overflow control	PNP, 24 V DC
Coarse-/Fine control	x
Vibration amplitude control	x
Resonant frequency search	x
Selectable timer function	x
Sensor - Time Out monitor	x
Mains voltage compensation	x
Fieldbus-Interfaces	EtherNet/IP, EtherCat, CAN-Bus, Profibus-DP, DeviceNet
Standard conformity	CE, RoHS
Protection class	IP54

Last modified: 05.03.2020. All data is provided to the best of our knowledge and awareness and is subject to error and amendment.

Your contact:
+49-(0)2 12-88 04-0 • info@reo.de

REOVIB MFS 268-LCD

IP 54, Frequency-control with LC-Display

Dimension drawing - 3A

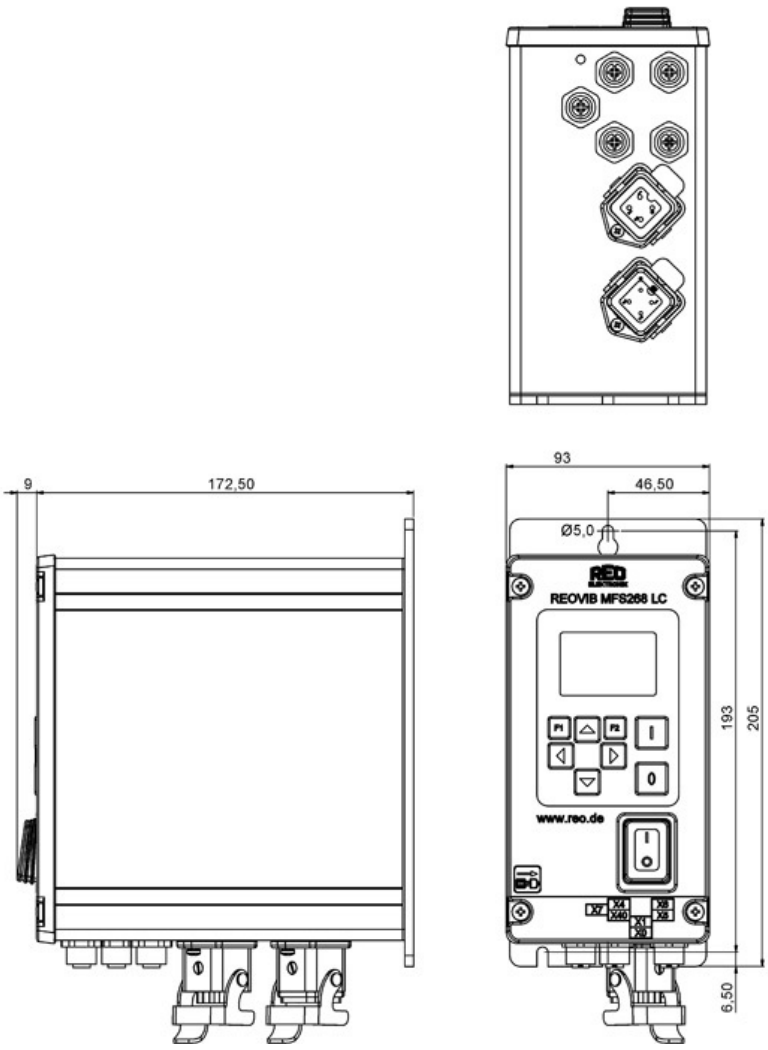

Last modified: 05.03.2020. All data is provided to the best of our knowledge and awareness and is subject to error and amendment.

Your contact:
+49-(0)2 12-88 04-0 • info@reo.de

REOVIB MFS 268-LCD

IP 54, Frequency-control with LC-Display

Dimension drawing - 6A

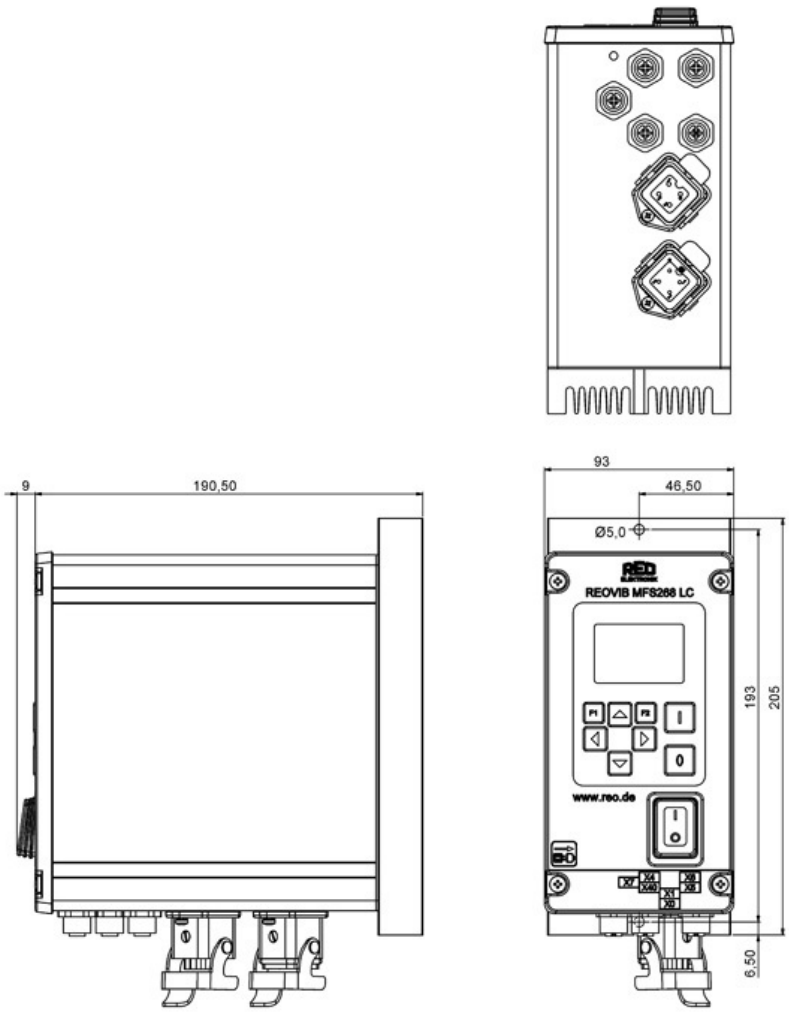

Last modified: 05.03.2020. All data is provided to the best of our knowledge and awareness and is subject to error and amendment.

Your contact:
+49-(0)2 12-88 04-0 • info@reo.de

REOVIB MFS 268-LCD

IP 54, Frequency-control with LC-Display

Dimension drawing - 8A

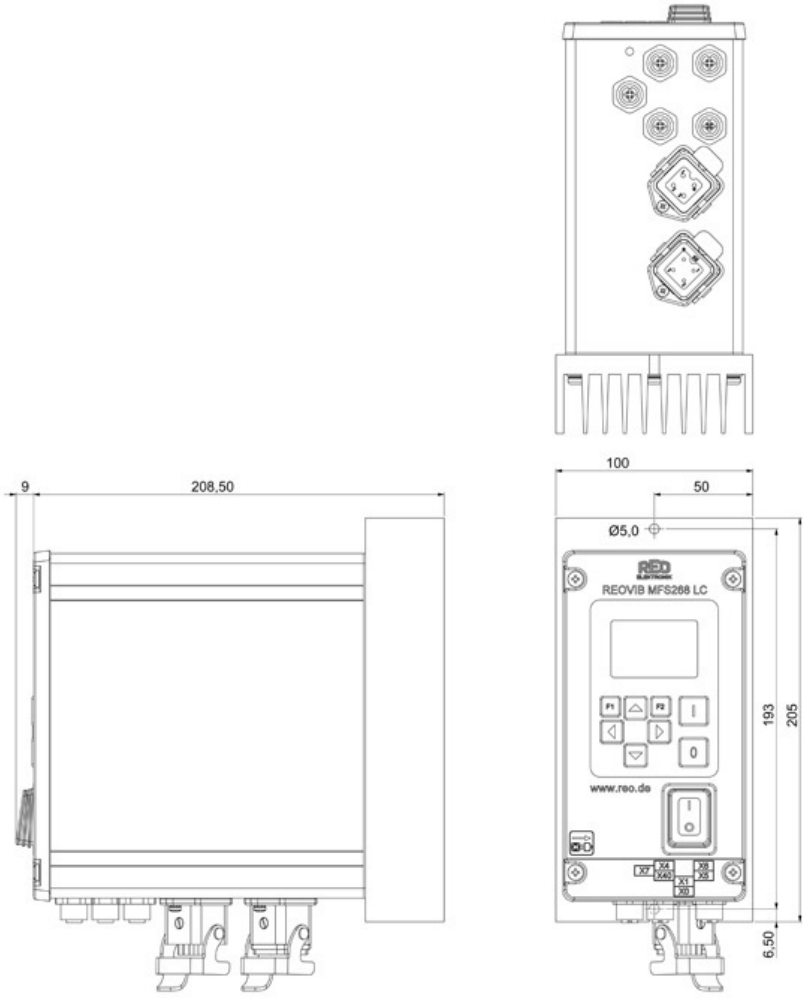

Last modified: 05.03.2020. All data is provided to the best of our knowledge and awareness and is subject to error and amendment.