Your contact:
+49-(0)2 12-88 04-0 • info@reo.de

REOSTAB DNK

Three-phase voltage stabilizers



Unique Selling Point

- High accuracy without regulation variations
- Compact design
- Particularly suitable for computer equipment and test facilities
- Protection class IP 00 - IP 54

Description

REO three-phase voltage stabilizers are designed for three-phase systems with neutral conductor. We can also offer controllers without neutral conductor (on request).

REOSTAB THREE-phase voltage stabilizers as ballasts for networks with fluctuating voltages, like that, a constant voltage at the output is guaranteed. The unit consists of a variable transformers booster transformer and a controller for the variable transformer.

Controller

- NLR 2012 Digital ± 1% Accuracy
- NLR 7000 Digital ± 0,5 Accuracy
- TVR 6500 Analog ± 1% Accuracy for 24 V drive motors

The regulators are installed within the system and wired. The maximum speed is usually :

NLR 2012 = 3 sec .
NLR 7000 = 2 sec
TVR 6500 = 2 sec . per bar (max. difference)

Applications

- Plants and data processing systems
- Regenerative plants
- Machine controls

Technical Data

- Adjusting time : ca.2 bzw. ab Größe SD 9 4 sek
- Input voltage : 3x380 bzw 3x220 V
- Output voltage : 3x380 bzw 3x220 ± 0,5% V

Options

- Switch cabinet IP 20 - IP 54
- with EMC-Filter
- with Power Quality System
- with matching transformer
- with Volt + Amperemeter
- Available in two designs: - Three-phase voltage stabilizer with common control of the 3 phases or with separated control.

Circuit example

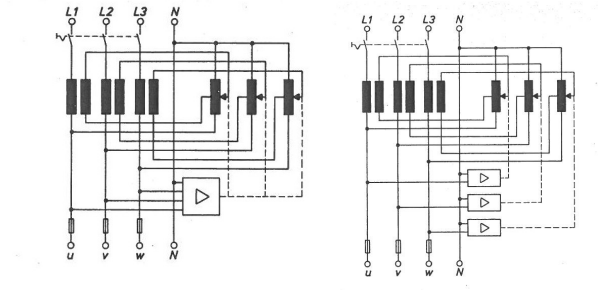

Common control (SD)

Separated control (SDGR)

Last modified: 27.03.2018. All data is provided to the best of our knowledge and awareness and is subject to error and amendment.

Your contact:
+49-(0)2 12-88 04-0 • info@reo.de

REOSTAB DNK

Three-phase voltage stabilizers

Technical data | Three-phase voltage stabilizer with common control of the three phases (SD)

Mains fluctuation			Mains fluctuation			Mains fluctuation			
Type	± 10% [kVA]	[A]	Type	± 15% [kVA]	[A]	Type	± 20% [kVA]	[A]	Copper
SD1	6,3	9,5	SD1a	3,9	5,9	SD1b	2,7	4,0	5,5
SD2	10,8	16,4	SD2a	6,9	10,4	SD2b	4,8	7,3	9,5
SD3	15,6	23,5	SD3a	9,9	15	SD3b	6,9	10,5	11,5
SD4	19,5	29,5	SD4a	12,6	19	SD4b	8,7	13,2	13,5
SD5	24,9	37,7	SD5a	15,9	24	SD5b	11,4	17,3	16
SD6	31,5	47,7	SD6a	21	31,8	SD6b	14,4	21,8	24
SD7	48	72,7	SD7a	30	45,5	SD7b	21	31,8	44
SD8	72	109	SD8a	46,5	70,5	SD8b	33	50	60
SD9	112	170	SD9a	70	106	SD9b	49,5	75	68
SD10	150	227	SD10a	94,5	143	SD10b	66	100	80
SD11	198	300	SD11a	125	190	SD11b	87	132	106
SD12	243	368	SD12a	156	236	SD12b	108	164	132
SD13	300	455	SD13a	192	291	SD13b	135	204	175
SD14	345	523	SD14a	216	327	SD14b	153	232	195
SD15	399	605	SD15a	252	382	SD15b	177	268	208
SD16	447	617	SD16a	285	432	SD16b	198	300	234
SD17	495	750	SD17a	312	473	SD17b	219	332	252
SD18	594	900	SD18a	378	573	SD18b	264	400	330
SD19	693	1050	SD19a	440	667	SD19b	309	468	440
SD20	792	1200	SD20a	501	759	SD20b	351	532	470

Last modified: 27.03.2018. All data is provided to the best of our knowledge and awareness and is subject to error and amendment.

Your contact:
+49-(0)2 12-88 04-0 • info@reo.de

REOSTAB DNK

Three-phase voltage stabilizers

Dimension drawing

Three-phase voltage stabilizer with common control of the three phases (SD)

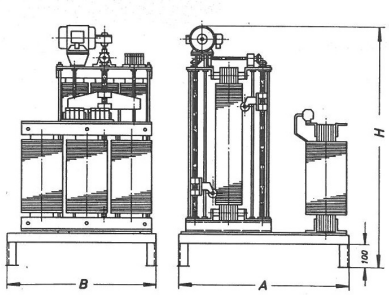

Ausführung A
Construction A

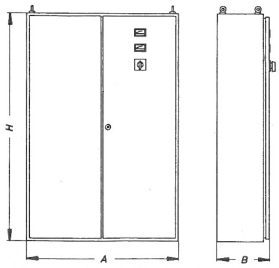

Ausführung B u. C
Construction B + C

Dimensions

	Design A				Design B,C			
Type	A [mm]	B [mm]	H [mm]	Weight [kg]	A [mm]	B [mm]	H [mm]	Weight [kg]
SD1-SD1b	600	600	270	9,5	600	350	600	55
SD2-SD2b	600	600	270	12,5	600	350	600	70
SD3-SD3b	600	600	270	17,5	600	350	760	84
SD4-SD4b	600	600	270	25,5	600	350	760	98
SD5-SD5b	450	450	350	31	800	400	1000	125
SD6-SD6b	450	450	350	34	800	400	1000	140
SD7-SD7b	550	600	825	150	600	400	1200	210
SD8-SD8b	550	600	825	170	600	400	1200	240
SD9-SD9b	650	750	1050	250	800	400	1800	350
SD10-SD10b	650	750	1050	275	800	400	1800	375
SD11-SD11b	650	750	1050	360	700	900	1100	420
SD12-SD12b	650	750	1050	370	700	900	1100	450
SD13-SD13b	650	1050	1050	500	700	900	1150	500
SD14-SD14b	650	1050	1050	550	700	900	1150	600
SD15-SD15b	650	1050	1100	610	700	900	1150	680
SD16-SD16b	650	1050	1100	695	700	900	1150	770
SD17-SD17b	650	1050	1100	695	700	900	1150	770
SD18-SD18b	700	1050	1100	760	800	1000	1200	850
SD19-SD19b	800	1400	1100	960	1050	1000	1200	1040
SD20-SD20b	800	1400	1100	1050	1050	1000	1200	1100

Last modified: 27.03.2018. All data is provided to the best of our knowledge and awareness and is subject to error and amendment.

Your contact:
+49-(0)2 12-88 04-0 • info@reo.de

REOSTAB DNK

Three-phase voltage stabilizers

Technical data

Three-phase voltage stabilizer with separated control of the three phases (SDGR)

Mains fluctuation			Mains fluctuation			Mains fluctuation			
Type	± 10% [kVA]	[A]	Type	± 15% [kVA]	[A]	Type	± 20% [kVA]	[A]	Copper
SDGR1	6,3	9,5	SD1a	3,9	5,9	SD1b	2,7	4,0	4
SDGR2	10,8	16,4	SD2a	6,9	10,4	SD2b	4,8	7,3	8
SDGR3	15,6	23,5	SD3a	9,9	15	SD3b	6,9	10,5	10
SDGR4	19,5	29,5	SD4a	12,6	19	SD4b	8,7	13,2	12
SDGR5	24,9	37,7	SD5a	15,9	24	SD5b	11,4	17,3	17
SDGR6	31,5	47,7	SD6a	21	31,8	SD6b	14,4	21,8	22
SDGR7	48	72,7	SD7a	30	45,5	SD7b	21	31,8	32
SDGR8	72	109	SD8a	46,5	70,5	SD8b	33	50	50
SDGR9	112	170	SD9a	70	106	SD9b	49,5	75	75
SDGR10	150	227	SD10a	94,5	143	SD10b	66	100	86
SDGR11	198	300	SD11a	125	190	SD11b	87	132	138
SDGR12	243	368	SD12a	156	236	SD12b	108	164	138
SDGR13	300	455	SD13a	192	291	SD13b	135	204	154
SDGR14	345	523	SD14a	216	327	SD14b	153	232	176
SDGR15	399	605	SD15a	252	382	SD15b	177	268	224
SDGR16	447	617	SD16a	285	432	SD16b	198	300	238
SDGR17	495	750	SD17a	312	473	SD17b	219	332	258
SDGR18	594	900	SD18a	378	573	SD18b	264	400	293
SDGR19	693	1050	SD19a	440	667	SD19b	309	468	355
SDGR20	792	1200	SD20a	501	759	SD20b	351	532	445

Last modified: 27.03.2018. All data is provided to the best of our knowledge and awareness and is subject to error and amendment.

Your contact:
+49-(0)2 12-88 04-0 • info@reo.de

REOSTAB DNK

Three-phase voltage stabilizers

Dimension drawing

Three-phase voltage stabilizer with separated control of the three phases (SDGR)

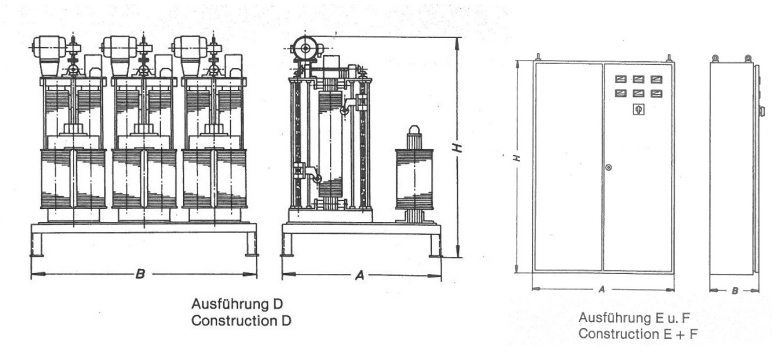

Dimensions

	Design D				Design E, F			
Type	A [mm]	B [mm]	H [mm]	Weight [kg]	A [mm]	B [mm]	H [mm]	Weight [kg]
SDGR1-SDGR1b	600	600	200	40	600	350	760	65
SDGR2-SDGR2b	600	600	200	55	600	350	760	82
SDGR3-SDGR3b	600	600	200	67	600	350	760	93
SDGR4-SDGR4b	600	600	340	76	600	350	760	108
SDGR5-SDGR5b	600	600	340	88	800	300	1000	130
SDGR6-SDGR6b	660	600	340	98	800	300	1000	140
SDGR7-SDGR7b	950	570	825	220	1200	400	1200	310
SDGR8-SDGR8b	950	570	825	250	1200	400	1200	340
SDGR9-SDGR9b	950	900	960	330	1200	400	1800	450
SDGR10-SDGR10b	950	900	960	370	1200	400	1800	480
SDGR11-SDGR11b	950	900	960	460	1000	600	1500	560
SD12-SDGR12b	1000	900	960	550	1000	600	1500	625
SDGR13-SDGR13b	1000	900	960	560	1000	600	1500	650
SDGR14-SDGR14b	1100	950	960	640	1150	600	1600	730
SDGR15-SDGR15b	1200	950	1050	760	1250	600	1700	850
SDGR16-SDGR16b	1200	950	1050	760	1250	600	1700	880
SDGR17-SDGR17b	1200	950	1050	760	1250	600	1700	900
SDGR18-SDGR18b	1200	1200	1070	950	1250	900	1800	1100
SDGR19-SDGR19b	1200	1200	1070	1070	1250	900	1800	1200
SDGR20-SDGR20b	1300	1300	1070	1330	1300	920	1900	1470

Last modified: 27.03.2018. All data is provided to the best of our knowledge and awareness and is subject to error and amendment.