Contatti REO Italia:
+39 030 279 3883 •
info@reoitalia.it

REOVIB MFS 368

IP54 or IP20, IIOT-Ready



Unique Selling Point

- Reduction of harmonics and thus of mains interferences
- Energy efficiency through reactive power compensation
  Only pure active power is taken from the supply network
- Output voltage of 205V with an input voltage range from 110V to 230V
- LCD display with full text menu
- Short-circuit detection
- Output current limitation
- Possibility (as an option) of connecting an external thermal contact for temperature monitoring of the magnets
- Extra 24V valve outlet as an option
- Interchangeable fieldbus interface
  The REOVIB MFS 368 can be configured according to your requirements

Description

The REOVIB MFS 368 series of frequency inverters offer the possibility of operating the vibratory feeder at an optimum vibratory frequency for the material to be processed - with a wide input voltage range from 110V to 230V and completely independent of the frequency of the supplying electrical
network. In addition, it is possible to automatically determine the resonant frequency of the oscillation system and to control the oscillation amplitude to constant values using the method patented by REO.

Furthermore, various sensor and valve logic connections canbe programmed. The devices can optionally be equipped with fieldbus interfaces and are (also optionally) available as UL/CSA certified versions.

The devices of the REOVIB MFS 368 series are available with a max. output current of 3A, 6A, 8A as IP20 variant for switch cabinet installation as well as IP54 housing version.

The IP54 enclosures can be supplied with various connection options:

- Input- and output cable
- Input cable and output plug
- Completely pluggable with input- and output plug and sensor connectors



Technical Data

- Output voltage : 0 - 205 V
- Frequency : 5...150 Hz (optional 300 Hz)
- Protection : IP54 / IP20
- Input voltage auto detect : 110... 230 V

Last modified: 13.01.2020. All data is provided to the best of our knowledge and awareness and is subject to error and amendment.

Contatti REO Italia:
+39 030 279 3883 •
info@reoitalia.it

REOVIB MFS 368

IP54 or IP20, IIOT-Ready

Technical data

Input voltage	110V... 230V
Mains frequency	50 / 60 Hz +/- 3 Hz
Output voltage	0...205 V
Output current	3 A / 6 A / 8 A (12A, 16A and 32A in development)
Vibration frequency	5...150 Hz (Optional 300 Hz)
Setpoint setting	LCD display, 0...10V, 0...20mA, 4...20mA
Status signal	Relay changer 250 V, 1A *1
Ready signal	Relay changer 250 V, 1A *1
Ext. release	24 V DC, switch
Valve outlet	24 V, 150 mA
Sensor supply	24 V DC
Setting Umin / Umax	LCD Display
Soft start	adjustable 0...60 sec.
Soft stop	adjustable 0...60 sec.
Level control/switching circuit	PNP, 24 V DC
Coarse/fine control	x
Amplitude control	x
Resonance frequency search	x
Resonance frequency control	x
Selectable cycle operation	x
Sensor - Time Out control *2	x
Short-circuit detection	x
Output current limitation	x
Connection for thermal contact for Magnet temperature monitoring (option)	x
Extra 24V valve outlet as an option	x
Field bus interfaces	EtherNet/IP, EtherCat, CAN-Bus, Profibus-DP, DeviceNet, Profinet
Standard Conformity	CE, RoHS (UL in the planning stage)
Protection class	IP20 / IP54
Ambient temperature	0...40 °C

*1 IP54 - 24V

*2 IP54

Last modified: 13.01.2020. All data is provided to the best of our knowledge and awareness and is subject to error and amendment.

Contatti REO Italia:
+39 030 279 3883 •
info@reoitalia.it

REOVIB MFS 368

IP54 or IP20, IIOT-Ready

Dimension drawing IP54

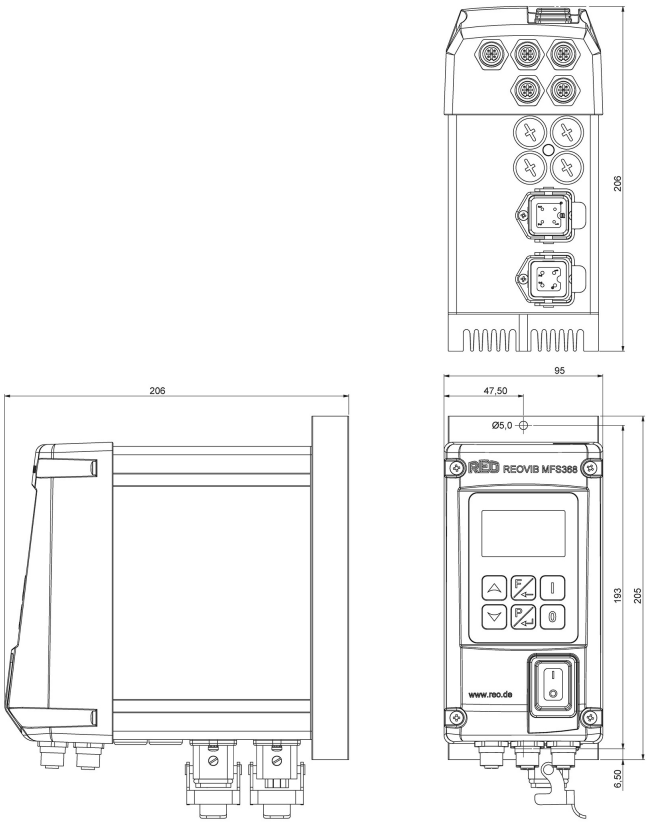



Contatti REO Italia:
+39 030 279 3883 •
info@reoitalia.it

REOVIB MFS 368

IP54 or IP20, IIOT-Ready

Dimension drawing IP20

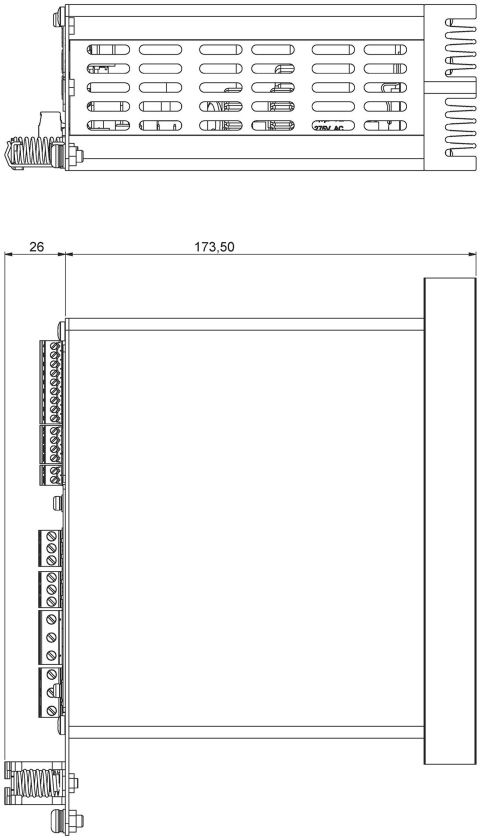

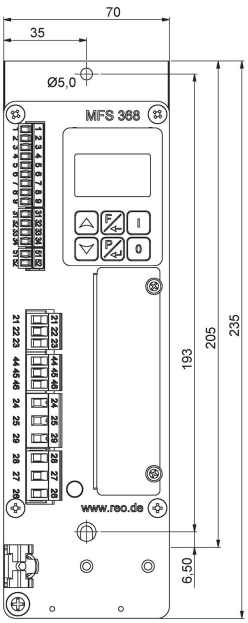



Last modified: 13.01.2020. All data is provided to the best of our knowledge and awareness and is subject to error and amendment.